In This Section...

Ty-Rap® Cable Fastening Systems

Product Overview....D-2–D-3
Ty-Rap® Cable Ties....D-4–D-10
Cable Ties — Material Selection Ordering Guide....D-11–D-13
Cable Ties for Special Environments....D-14–D-16
Stainless Steel Cable Ties and Accessories....D-17–D-18
Multi-Lok Stainless Steel Self-Locking Cable Ties....D-19
Reusable Stainless Steel Cable Ties....D-20
Stainless Steel Ties — Free-End....D-21
Stainless Steel Ties — Specifications....D-22–D-25
Stainless Steel Cable Ties, Tools and Accessories....D-26
Stainless Steel Tape Embossing System and Stainless Steel I.D. Tape....D-27
Stainless Steel Self-Locking Ties....D-28–D-29
DELTEC® Cable Ties....D-30–D-31
Lashing Straps....D-31–D-32
Hook and Loop Fasteners....D-33
Ty-Rap® Low-Profile All Nylon Cable Ties....D-34
Double Loop, Badge Holder and Restricted Bundle Cable Ties...D-35
Cable Tie Mounting Bases....D-36–D-42
Cable Clamps and Clips....D-43–D-47
Harnessing Accessories....D-48
Mounting Bases for Heavy-Duty Applications....D-49–D-50
Wire Protection Products....D-51–D-54
Braided Wire Protection Sleeving....D-55
Braided Expandable Wire Sleeving....D-56–D-57
Cable Tie Installation Tools....D-58–D-60
Catamount Cable Ties....D-61–D-64

Thomas&Betts

United States
Tel: 901.252.8000
800.816.7809
Fax: 901.252.1354

Technical Services
Tel: 888.862.3289

www.tnb.com

Trust Ty-Rap® Cable Ties to securely fasten your cables!

Installers Know and Trust Ty-Rap High-Performance Fastening Products from Thomas & Betts

Wire and cable bundling is an integral part of modern electrical and electronic installations. To finish your harnessing and bundling project as reliably, professionally looking and economically as possible, choose genuine Ty-Rap cable ties. These fastening systems include a full range of cable ties, identification ties, clamps, bases, harnessing aids and installing tools. Using Ty-Rap fastening systems for all fastening jobs, large and small, will speed and improve the reliability of harnessing and wire bundling while saving you money.

Harnessing

- Harness Board pre-wiring prior to installation
- Large OEMs — Automotive, Aerospace, Computers, Electronics, Copiers, Appliances and other Durable Goods

T&B fastening systems for large volume cable tying combine high-speed ergonomically designed tools, along with a wide selection of ties and harnessing aids to meet your application requirements. Accessories include various mounting bases, harnessing aids, retainers, clips, clamps, supports, posts, pins and guides that allow the wire to be quickly routed with or without the use of harness nails.

Other Applications

- HVAC
- Recreational
- Telecom & Utility
- Packaging

Ty-Rap cable ties are remarkably well suited for a variety of other non-electrical applications. Ty-Rap cable ties exceed UL 1565 requirements for smoke developed and heat release for use in air handling spaces. Ty-Rap cable ties meet international standards such as CSA and CE as well as UL, ℞, Belcor, ADC and military specifications in North America. T&B also offers a complete stainless steel and Deltec® cable fastening system for demanding and weather-resistant applications. Choose genuine Ty-Rap cable ties for the rugged "Grip of Steel." Look for the oval head.

Point-to-Point and Long Distance Wiring

- Bundling & fastening cables between equipment
- Panel & Machine Tool Builders
- Industrial & Commercial Applications, Refineries, Office Buildings

Installers prefer the ease of use and exceptional durability of genuine Ty-Rap cable ties. Engineered for labor savings and high performance, Ty-Rap cable ties are commonly used in a variety of applications. Standoffs, bulkhead mounting bases, adhesive mounting bases and a wide variety of clamping devices will meet or exceed any requirements. Weatherable and special material Ty-Rap cable ties are exceptionally suited for years of service in extreme environments.

Cable Fastening Accessories

Choose from one of the largest assortments of mounting bases, clips and clamps, spacers, lashing straps, harness board accessories, braided wire protection sleeving, and accessories for your fastening needs. Use Thomas & Betts cable fastening accessories for the finishing touch on your next wiring project.

Tools

Ty-Rap installing tools properly complete the installation of the cable tie. Ties are cinched to the proper tension and the excess tail is cut off precisely flush with the head, leaving no sharp corners or ragged edges. Ty-Rap installing tools are lightweight with narrow noses and slim profiles for work in tight spaces or between harness board nails. The operation is quick, reliable and cost effective.

Thomas&Betts
www.tnb.com

United States
Tel: 901.252.8000
800.816.7809
Fax: 901.252.1354

Technical Services
Tel: 888.862.3289

Why Choose Genuine Ty-Rap® Cable Ties?

When you choose a cable tie from T&B, you can count on quality, performance and innovation to make your work easier. Depending on your application, choose genuine Ty-Rap Cable ties, along with our wide assortment of quality accessories and installing tools to make installation hassle-free.

Oval, Low Profile Head gives a professional, quality look to wire bundling projects. The classic-shaped head is designed to prevent snags on uneven surfaces and easier to pull through bulkheads. There are no sharp edges, so these ties are also easier on the installer's hands.

The **Turned-up Tail** orients the tie for easy assembly, making the ties easier to pick up on a flat surface.

No-Slip Tail provides easy grip during tensioning. Ty-Rap cable ties feature a unique friction surface designed to reduce slippage during installation.

For a whole bundle of reasons, trust only Genuine **Ty-Rap Cable Ties** by Thomas & Betts in your next wiring installation.

"The Grip of Steel®" Non-Magnetic Stainless Steel Locking Device insures both maximum strength and the right tightness every time. Because there are no notches, Ty-Rap Cable Ties provide an infinite number of locking positions while fastening the tie at the precise bundle diameter needed.

Versatile Nylon 6.6 Material provides high strength, a wide temperature range and prevents toxic or irritating emissions. Ty-Rap Cable Ties are also available in weather-resistant versions, heat-stabilized, flame-retardant, polypropylene, nylon 12, hook and loop, fluoropolymer, and stainless steel materials for a variety of extreme environments.

Smooth, Notchless Body reduces stress concentration points under tension, making the tie stronger and lower profile than notched body ties.

Ribbed and Stippled Body "grips" the bundle and prevents slippage. Rounded edges protect insulation, preventing sharp edges from damaging cables.

United States
Tel: 901.252.8000
800.816.7809
Fax: 901.252.1354

Technical Services
Tel: 888.862.3289

Thomas&Betts
www.tnb.com

Ty-Rap®

Cable Ties

Ty-Rap® Nylon 6.6 Cable Ties

TY523M — Tie body width .091"



TY524M — Tie body width .140"

TY525M — Tie body width .187"

TY5272M — Tie body width .270"

STD. PKG. CAT. NO.	BULK PKG. CAT. NO.	BODY WIDTH IN./MM	LENGTH IN./MM.	MAX. WIRE BUNDLE DIA. IN./MM.	MILITARY STANDARD PART NO.	TENSILE STRENGTH LBS./N.	STD. PKG. QTY.	BULK PKG. QTY.
TY523M	TY23M	.09/2.29	3.62/91.95	.63/16.00	MS3367-4	18/80.07	100	1,000
TY52315M	TYB2315M	.09/2.29	7.00/177.80	1.50/38.10	—	18/80.07	100	1,000
TY5232M	TY232M	.09/2.29	8.00/203.20	2.00/50.80	—	18/80.07	100	1,000
TY5234M	TY234M	.09/2.29	14.00/355.60	4.00/101.60	—	18/80.07	100	1,000
TY524M	TY24M	.14/3.56	5.50/139.70	1.13/28.70	MS3367-5	40/177.90	100	1,000
TY5242M	TY242M	.14/3.56	8.19/208.03	2.00/50.80	—	40/177.90	100	1,000
TY526M	TY26M	.14/3.56	11.10/281.94	3.00/76.20	—	30/133.40	100	1,000
TY5244M	TY244M	.14/3.56	14.50/368.30	4.00/101.60	—	30/133.40	100	1,000
TY525M	TY25M	.19/4.83	7.31/185.67	1.75/44.45	MS3367-1	50/222.40	100	1,000
TY5253M	TY253M	.19/4.83	11.60/294.64	3.00/76.20	MS3367-7	50/222.40	100	1,000
TY528M	TY28M	.19/4.83	14.20/360.68	4.00/101.60	MS3367-2	50/222.40	100	1,000
TY5272M†	TY272M†	.27/6.86	8.75/222.250	2.00/50.80	—	120/533.80	50	500
TY527M†	TY27M†	.27/6.86	13.40/340.36	3.50/88.90	MS3367-3	120/533.80	50	500
TY5275M	TY275M	.27/6.86	18.00/457.20	5.00/127.00	—	120/533.80	50	500
TY5277M	TY277M	.27/6.86	24.30/617.22	7.00/177.80	—	120/533.80	50	500
TY529M	TY29M	.27/6.86	30.00/762.00	9.00/228.60	MS3367-6	120/533.80	50	500
TY53510M†	—	.32/8.13	35.00/889.00	10.00/254.00	—	175/778.40	50	—
TY54513M†	—	.32/8.13	45.00/1143.00	13.00/330.20	—	175/778.40	50	—

Cable ties made from natural nylon 6.6 are excellent performers in most applications.

For use in temperatures ranging from -40° F to 185° F (-40° C to 85° C).

† Recognized Models

- *UL Listed Natural 6.6 Nylon Cable Ties are suitable for use in air handling spaces (plenums) in accordance with Section 300.22 (C) & (D) of the National Electrical Code.*
- *UL File No. E49405*
- *Natural nylon color*

The colors you need in convenient packs!

Ty-Rap® UV-Resistant Nylon 6.6 Cable Ties — Color Assortment

ULTRAVIOLET RESISTANT

- Construction — UV-Stabilized nylon 6.6, 316 stainless steel locking device

STD. PKG. CAT. NO.	BULK PKG. CAT. NO.	DESCRIPTION	LENGTH IN./MM	TENSILE STRENGTH LBS./N.	STD. BULK QTY.
—	TY525M-CLRS	Multi-Colored, UV-Stabilized Nylon, (10 each of standard ten colors)*	7.31/185.67	50/222.40	100 Ties
—	TY25M-X	Black, UV-Stabilized Nylon	7.31/185.67	50/222.40	1,000 Ties
—	TY25M-1	Brown, UV-Stabilized Nylon	7.31/185.67	50/222.40	1,000 Ties
—	TY25M-2	Red, UV-Stabilized Nylon	7.31/185.67	50/222.40	1,000 Ties
—	TY25M-3	Orange, UV-Stabilized Nylon	7.31/185.67	50/222.40	1,000 Ties
—	TY25M-4	Yellow, UV-Stabilized Nylon	7.31/85.67	50/222.40	1,000 Ties
—	TY25M-5	Green, UV-Stabilized Nylon	7.31/185.67	50/222.40	1,000 Ties
—	TY25M-6	Blue, UV-Stabilized Nylon	7.31/185.67	50/222.40	1,000 Ties
—	TY25M-7	Purple, UV-Stabilized Nylon	7.31/185.67	50/222.40	1,000 Ties
—	TY25M-8	Gray, UV-Stabilized Nylon	7.31/185.67	50/222.40	1,000 Ties
—	TY25M-9	White, UV-Stabilized Nylon	7.31/185.67	50/222.40	1,000 Ties
—	TY25M-22	Beige, UV-Stabilized Nylon	7.31/185.67	50/222.40	1,000 Ties

For use in temperatures ranging from -40° F to 185° F (-40° C to 85° C).

Suitable for use in air handling spaces in accordance with Section 300.22 (C) & (D) of the National Electrical Code.

** 100 standard ties in black, brown, red, orange, yellow, green, blue, purple, gray, and white (10 each)*

Recommended tooling — ERG-50, WT1-TB

Note: The base catalog number for Ty-Rap® cable ties is for natural (non-colored) nylon without the UV-stabilizing additive, which is not suitable for outdoor use. For colored UV-stabilized nylon Ty-Rap® cable ties, add the following suffix numbers to the base catalog numbers. For example, TY25M is natural (non-colored) nylon for indoor use only, while TY25M-2 is red UV-stabilized nylon for indoor or outdoor use. (Consult customer service for ordering information.)

How to Order Colored Ty-Rap® Cable Ties and Accessories

COLOR	SUFFIX NO.	COLOR	SUFFIX NO.	COLOR	SUFFIX NO.	COLOR	SUFFIX NO.
Black	X	Orange	3	Blue	6	White	9
Brown	1	Yellow	4	Purple	7	Beige	22
Red	2	Green	5	Gray	8		

Thomas&Betts
www.tnb.com

United States
Tel: 901.252.8000
800.816.7809
Fax: 901.252.1354

Technical Services
Tel: 888.862.3289

Cable ties at your fingertips!

Ty-Rap Tote® 4", 8" and 11"–14" Combination Length Cable Tie Dispensers

- Durable, lightweight polyester exterior and tough vinyl interior construction
- Rugged diamond-shaped cutout for easy access to cable ties (up to 8", 11"–14" lengths) and rectangular-shaped (for 4" length)
- Handy belt clip and chrome steel loop for easy attachment
- Resealable hook-and-loop flap for easy refill
- Includes 100 genuine Ty-Rap® cable ties

NEW!

STD PKG. CAT. NO.	DESCRIPTION	STD. PKG. QTY.
TY-TOTE-25	Ty-Rap Tote® 8" Cable Tie Dispenser (includes 1 pkg. TY525M)	1
TY-TOTE-23	Ty-Rap Tote® 4" Cable Tie Dispenser (includes 1 pkg. TY523M)	1
TY-TOTE-28	Ty-Rap Tote® 11"–14" Cable Tie Dispenser (includes 1 pkg. TY528M)	1

Order only genuine Ty-Rap® Cable Ties to refill your dispenser!

Ty-Rap® Nylon 6.6 Cable Ties — Weather Resistant

ULTRAVIOLET RESISTANT

TY523M X — Tie body width .091"

TY524MX — Tie body width .140"

TY525MX — Tie body width .187"

TY5272MX — Tie body width .270"

STD. PKG. CAT. NO.	BULK PKG. CAT. NO.	BODY WIDTH IN./MM.	LENGTH IN./MM.	MAX. WIRE BUNDLE DIA. IN./MM.	MILITARY STANDARD PART NO.	TENSILE STRENGTH LBS./N.	STD. PKG. QTY.	BULK PKG. QTY.
TY523MX	TY23MX	.09/2.29	3.62/91.95	.63/16.00	MS3367-4	18/80.07	100	1,000
TY52315MX	TYB2315MX	.09/2.29	7.00/177.80	1.50/38.10	—	18/80.07	100	1,000
TY5232MX	TY232MX	.09/2.29	8.00/203.20	2.00/50.80	—	18/80.07	100	1,000
TY5234MX	TY234MX	.09/2.29	14.00/355.60	4.00/101.60	—	18/80.07	100	1,000
TY524MX	TY24MX	.14/3.56	5.50/139.70	1.13/28.70	MS3367-5	40/177.90	100	1,000
TY5242MX	TY242MX	.14/3.56	8.19/208.03	2.00/50.80	—	40/177.90	100	1,000
TY526MX	TY26MX	.14/3.56	11.10/281.94	3.00/76.20	—	30/133.40	100	1,000
TY5244MX	TY244MX	.14/3.56	14.50/368.30	4.00/101.60	—	30/133.40	100	1,000
TY525MX	TY25MX	.19/4.83	7.31/185.67	1.75/44.45	MS3367-1	50/222.40	100	1,000
TY5253MX	TY253MX	.19/4.83	11.60/294.64	3.00/76.20	MS3367-7	50/222.40	100	1,000
TY528MX	TY28MX	.19/4.83	14.20/360.68	4.00/101.60	MS3367-2	50/222.40	100	1,000
TY5272MX†	TY272MX†	.27/6.86	8.75/222.250	2.00/50.80	—	120/533.80	50	500
TY527MX†	TY27MX†	.27/6.86	13.40/340.36	3.50/88.90	MS3367-3	120/533.80	50	500
TY5275MX	TY275MX	.27/6.86	18.00/457.20	5.00/127.00	—	120/533.80	50	500
TY5277MX	TY277MX	.27/6.86	24.30/617.22	7.00/177.80	—	120/533.80	50	500
TY529MX*	TY29MX*	.27/6.86	30.00/762.00	9.00/228.60	MS3367-6	120/533.80	50	500
TY53510MX†	—	.32/8.13	35.00/889.00	10.00/254.00	—	175/778.40	50	—
TY54513MX†	—	.32/8.13	45.00/1143.00	13.00/330.20	—	175/778.40	50	—

For use in temperatures ranging from -40° F to 185° F (-40° C to 85° C).

** For military compliance of weather-resistant black 120-lb. ties, replace suffix X with O (i.e., TY27M-0).*

† Not UL Listed or Recognized Models.

• UL File No. E49405

• Black color

Ty-Rap®

Cable Ties

TY533M

TYF535M

Great for use with screws, nuts and bolts for secure fastening to surfaces.

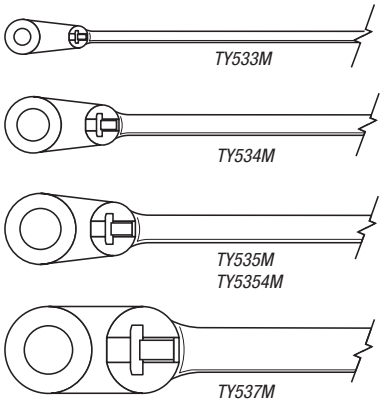

Ty-Rap® Nylon 6.6 Mounting Head Cable Ties

STD. CAT. NO.	BULK CAT. NO.	BODY WIDTH IN./MM.	LENGTH IN./MM.	MAX. WIRE BUNDLE DIA. IN./MM.	MOUNTING HOLE	TENSILE STRENGTH LBS./N.	STD. PKG. QTY.	BULK PKG. QTY.
TY533M	TY33M	.09/2.29	4.00/101.60	.63/16.00	#4	18/80.07	100	1,000
TY534M	TY34M	.14/3.56	6.00/152.40	1.13/28.70	#8	40/177.90	100	1,000
TY535M	TY35M	.18/4.57	7.80/198.12	1.75/44.45	#10	50/222.40	100	1,000
TY5354M	TY354M	.18/4.57	14.60/370.84	4.00/101.60	#10	50/222.40	100	1,000
—	TY635M	.19/4.83	7.80/198.12	1.77/44.96	.19	50/222.40	—	1,000
TYF535M	TYF35M	.19/4.83	7.24/183.90	1.77/44.96	.19	50/222.40	100	1,000
TY537M	TY37M	.30/7.62	13.90/353.06	3.50/88.90	¼	120/533.80	50	500

For use in temperatures ranging from -40° F to 185° F (-40° C to 85° C).

• Natural nylon color

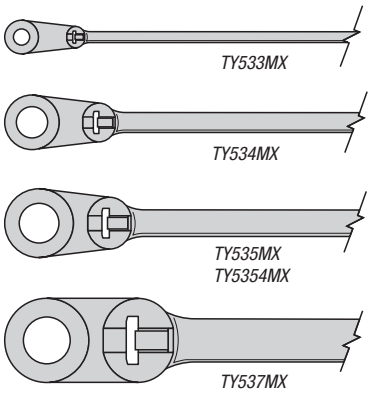

Ty-Rap® Nylon 6.6 Mounting Head Cable Ties — Weather Resistant

The MX series cable ties are recommended for outdoor use. The addition of carbon black provides good ultraviolet resistance and prolongs the useful life of the cable tie.

STD. CAT. NO.	BULK CAT. NO.	BODY WIDTH IN./MM.	LENGTH IN./MM.	MAX. WIRE BUNDLE DIA. IN./MM.	MOUNTING HOLE	TENSILE STRENGTH LBS./N.	STD. PKG. QTY.	BULK PKG. QTY.
TY533MX	TY33MX	.09/2.29	4.00/101.60	.63/16.00	#4	18/80.07	100	1,000
TY534MX	TY34MX	.14/3.56	6.00/152.40	1.13/28.70	#8	40/177.90	100	1,000
TY535MX	TY35MX	.18/4.57	7.80/198.12	1.75/44.45	#10	50/222.40	100	1,000
TY5354MX	TY354MX	.18/4.57	14.60/370.84	4.00/101.60	#10	50/222.40	100	1,000
TY537MX	TY37MX	.30/7.62	13.90/353.06	3.50/88.90	¼	120/533.80	50	500

• Black color

For use in temperatures ranging from -40° F to 185° F (-40° C to 85° C).

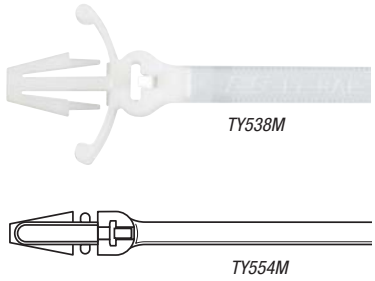

Ty-Rap® Nylon 6.6 Push Mount Cable Ties

For use in 3⁄16" and ¼" pre-drilled holes. Thickness panel .09 max. (TY554M)
Range .04–156 (TY538M)

STD. CAT. NO.	BULK CAT. NO.	BODY WIDTH IN./MM.	LENGTH IN./MM.	MAX. WIRE BUNDLE DIA. IN./MM.	MOUNTING HOLE	TENSILE STRENGTH LBS./N.	STD. PKG. QTY.	BULK PKG. QTY.
TY554M	TY54M	.14/3.56	5.96/151.38	1.13/28.70	3⁄16	40/177.90	100	1,000
TY538M	TY38M*	.18/4.57	7.80/198.12	1.75/44.45	¼	50/222.40	100	1,000

**Nylon 6.6 UV weather resistant version available (TY38MX).*

For use in temperatures ranging from -40° F to 185° F (-40° C to 85° C).

• Natural nylon color

Thomas&Betts
www.tnb.com

United States
Tel: 901.252.8000
800.816.7809
Fax: 901.252.1354

Technical Services
Tel: 888.862.3289

Keep your cables clearly identified!

Ty-Rap® Nylon 6.6 Identification Cable Ties

Self-locking Ty-Rap® identification ties are available in both single and multiple configurations. They can be marked with the special Thomas & Betts black or red marking pen (see **page D-8**) that immediately produces a permanent legend, or they can be heat stamped. Because the ties serve the dual purpose of tying and identifying, you will achieve extra economies. They can be applied with the standard Ty-Rap® tying tools used for regular ties.

STD. CAT. NO.	BULK CAT. NO.	BODY WIDTH IN./MM.	TOTAL LENGTH IN./MM.	MAX. WIRE BUNDLE DIA. IN./MM.	MILITARY STANDARD PART NO.	MARKING PAD SIZE IN./MM. W X H	TENSILE STRENGTH LBS./N.	STD. PKG. QTY.	BULK PKG. QTY.
TY551M	**TY51M**	.09/2.29	3.60/91.44	.63/16.00	MS3368-5	1 x .313	18/80.07	100	500
TY5512M	**TY512M***	.09/2.29	8.30/210.82	2.00/50.80	—	1 x .313	18/80.07	100	1,000
TY553M	**TY53M**	.09/2.29	4.00/101.6	.63/16.00	—	.813 x .359	18/80.07	100	500
TY5532M	**TY532M**	.09/2.29	8.40/213.36	2.00/50.80	—	.813 x .359	18/80.07	100	1,000
—	**TY153M**	.10/2.54	4.35/110.49	.63/16.00	—	.781 x 1	18/80.07	—	500
TY546M	**TY46M**	.18/4.57	7.10/180.34	1.75/44.45	MS3368-1	.5 x .875	50/222.40	100	1,000
TY548M	**TY48M***	.19/4.83	14.20/360.68	4.00/101.6	MS3368-2	.5 x 2.125	50/222.40	100	1,000
TY546MD	**TY46MD***	.19/4.83	7.25/184.15	1.75/44.45	MS3368-3	1.172 x 1	50/222.40	50	500
TY546MT	**TY46MT***	.19/4.83	7.25/184.15	1.75/44.45	MS3368-4	1.210 x 1	50/222.40	100	500
TY546MF	**TY46MF**	.19/4.83	7.25/184.15	1.75/44.45	—	2.48 x 1	50/222.40	50	250

**Nylon 6.6 UV weather resistant version available (add suffix "x").*
For use in temperatures ranging from -40° F to 185° F (-40° C to 85° C).
• Natural nylon color

Custom Heat Stamping

Thomas & Betts' Custom Heat Stamping provides an economical way to fasten and identify cable bundles. Mark nylon cable ties, identification cable ties, and identification plates to suit your application.

- 1/16", 1/8", 3/16" characters available
- Standard type — Gothic Capitol
- Character sizes can be mixed from line to line on Identification cable ties
- Alphanumeric and sequential numbering available
- Six-digit sequential numbering available in 1/8" characters
- Eight-digit sequential numbering available in 1/16" and 3/16" characters
- The following colors of heat stamping are available — black, blue, green, red, yellow, orange, and white
- Special logos and different type styles can be accommodated when camera-ready artwork is provided
- Minimum order quantity is 3,000 pieces per part number and message

See E-Z-Code section I for all of your labeling needs.

EZL-100 Thermal label printer, see pages I-4.

TC123-TB

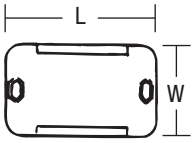

TC223-TB

TC224-TB

Stay organized!

Identification Tags

Ranging in length from 1.25" to 2.5", the identification plates are secured to the cable with Ty-Rap® ties. They are composed of .010"- and .015"-thick nylon 6.6, and have a surface that can be marked easily. Thomas & Betts offers custom heat stamping of your plates at the factory.

BULK PKG. CAT. NO.	WIDTH IN./MM	LENGTH IN./MM	THICKNESS IN./MM	MAX. CABLE TIE WIDTH IN./MM	# TIE SLOTS	BULK PKG. QTY.
TC123-TB	.75/19.05	1.25/31.75	.01/.25	.19/4.83	3	1,000
TC124-TB	.75/19.05	1.50/38.10	.01/.25	.19/4.83	3	1,000
TC125-TB	.75/19.05	1.75/44.45	.01/.25	.19/4.83	3	1,000
TC126-TB	.75/19.05	2.00/50.80	.01/.25	.19/4.83	3	1,000
TC128-TB	.75/19.05	2.50/63.50	.01/.25	.19/4.83	3	1,000
TC223-TB	.75/19.05	1.28/32.51	.02/.51	.19/4.83	2	1,000
TC224-TB	.75/19.05	1.50/38.10	.02/.51	.19/4.83	2	1,000
TC225-TB	.75/19.05	1.75/44.45	.02/.51	.19/4.83	2	1,000
TC226-TB	.75/19.05	2.00/50.80	.02/.51	.19/4.83	2	1,000
TC228-TB	.75/19.05	2.50/63.50	.02/.51	.19/4.83	2	1,000

For use in temperatures ranging from -40° F to 185° F (-40° C to 85° C).

• Natural nylon color

Snaps onto the head of a conventional cable tie to convert it to an identification tie.

- When snapped onto the tie head, the tag is conveniently held in place until it is permanently fastened
- Offers maximized inventory control because the I.D. tag will accommodate different tie lengths and materials

Mark and bundle simultaneously!

Snap-On Identification Marker Tag

- Enables marking and bundling to be done in one operation
- The marking can be made with a Thomas & Betts permanent marking pen (black or red); catalog numbers: WT163M-1 (black), WT163M-3 (red)
- The identification tags are sold separately and can be conveniently snapped on the cable ties at the assembly location just before being installed on the bundle
- Made of natural nylon 6.6

STD. CAT. NO.	BULK CAT. NO.	DESCRIPTION	MARKING PAD SIZE W x H (IN./MM)	STD. PKG. QTY.	BULK PKG. QTY.
TC523	**TC23**	Snaps onto the heads of all miniature 18 lbs. (80.07 N.) series cable ties	1 x .35/25.40 x 889.00	100	1,000
TC524	**TC24**	Snaps onto the heads of all intermediate 30 (133.40 N.) & 40 (177.90 N.) lbs. series cable ties	1 x .50/25.40 x 500.00	100	1,000
TC525	**TC25**	Snaps onto the heads of all standard 50 lbs. series cable ties	1 x .50/25.40 x 500.00	100	1,000

• Natural nylon color



Ty-Rap® Marking Pens

- Permanent ink
- Fine point tip

CAT. NO.	COLOR INK	STD. PKG. QTY.
WT163M-1	Black	1
WT163M-3	Red	1

Thomas&Betts
www.tnb.com

United States
Tel: 901.252.8000
800.816.7809
Fax: 901.252.1354

Technical Services
Tel: 888.862.3289

Striped-Colored TY-RAP® Cable Ties for Identification Telephone Cable Binder

Designed primarily for P.I.C. and station cable binder marking, these self-locking ties install without tools in less than 10 seconds. Compared to an installation time of 30–60 seconds using the twisted-wire method, the time saving is substantial. High-contrast color stripes extend to end of tail for instant, permanent identification of binder.

STD. PKG. CAT. NO.	BULK PKG. CAT. NO.	TIE COLOR	COLOR STRIPE	BODY WIDTH IN./MM	LENGTH IN./MM	TENSILE STRENGTH LBS./N.	STD. PKG. QTY.	BULK PKG. QTY.
696-40527-0C	**696-40527-0**	Black	—	.09/2.29	3.62/91.95	18/80.07	50	1,000
696-40527-1-0C	**696-40527-1-0**	Brown	Black	.09/2.29	3.62/91.95	18/80.07	50	1,000
696-40527-1-2C	**696-40527-1-2**	Brown	Red	.09/2.29	3.62/91.95	18/80.07	50	1,000
696-40527-1-4C	**696-40527-1-4**	Brown	Yellow	.09/2.29	3.62/91.95	18/80.07	50	1,000
696-40527-1-7C	**696-40527-1-7**	Brown	Violet	.09/2.29	3.62/91.95	18/80.07	50	1,000
696-40527-1-9C	**696-40527-1-9**	Brown	White	.09/2.29	3.62/91.95	18/80.07	50	1,000
696-40527-2C	**696-40527-2**	Red	—	.09/2.29	3.62/91.95	18/80.07	50	1,000
696-40527-3-0C	**696-40527-3-0**	Orange	Black	.09/2.29	3.62/91.95	18/80.07	50	1,000
696-40527-3-2C	**696-40527-3-2**	Orange	Red	.09/2.29	3.62/91.95	18/80.07	50	1,000
696-40527-3-4C	**696-40527-3-4**	Orange	Yellow	.09/2.29	3.62/91.95	18/80.07	50	1,000
696-40527-3-7C	**696-40527-3-7**	Orange	Violet	.09/2.29	3.62/91.95	18/80.07	50	1,000
696-40527-3-9C	**696-40527-3-9**	Orange	White	.09/2.29	3.62/91.95	18/80.07	50	1,000
696-40527-4C	**696-40527-4**	Yellow	—	.09/2.29	3.62/91.95	18/80.07	50	1,000
696-40527-5-0C	**696-40527-5-0**	Green	Black	.09/2.29	3.62/91.95	18/80.07	50	1,000
696-40527-5-2C	**696-40527-5-2**	Green	Red	.09/2.29	3.62/91.95	18/80.07	50	1,000
696-40527-5-4C	**696-40527-5-4**	Green	Yellow	.09/2.29	3.62/91.95	18/80.07	50	1,000
696-40527-5-7C	**696-40527-5-7**	Green	Violet	.09/2.29	3.62/91.95	18/80.07	50	1,000
696-40527-5-9C	**696-40527-5-9**	Green	White	.09/2.29	3.62/91.95	18/80.07	50	1,000
696-40527-6-0C	**696-40527-6-0**	Blue	Black	.09/2.29	3.62/91.95	18/80.07	50	1,000
696-40527-6-2C	**696-40527-6-2**	Blue	Red	.09/2.29	3.62/91.95	18/80.07	50	1,000
696-40527-6-4C	**696-40527-6-4**	Blue	Yellow	.09/2.29	3.62/91.95	18/80.07	50	1,000
696-40527-6-7C	**696-40527-6-7**	Blue	Violet	.09/2.29	3.62/91.95	18/80.07	50	1,000
696-40527-6-9C	**696-40527-6-9**	Blue	White	.09/2.29	3.62/91.95	18/80.07	50	1,000
696-40527-8-0C	**696-40527-8-0**	Slate	Black	.09/2.29	3.62/91.95	18/80.07	50	1,000
696-40527-8-2C	**696-40527-8-2**	Slate	Red	.09/2.29	3.62/91.95	18/80.07	50	1,000
696-40527-8-4C	**696-40527-8-4**	Slate	Yellow	.09/2.29	3.62/91.95	18/80.07	50	1,000
696-40527-8-9C	**696-40527-8-9**	Slate	White	.09/2.29	3.62/91.95	18/80.07	50	1,000

For use in temperatures ranging from -40° F to 185° F (-40° C to 85° C).

Striped-Colored TY-RAP® Cable Tie Kits

STD. PKG. CAT. NO.	DESCRIPTION	STD. PKG.
650-40587	Pouch only	1
650-40587-1	Pouch with TY-RAP® cable tie assortment 1 bag each of 50 each (1,250 total)	1
650-40587C	Cloth pouch only	1
650-40587CF	Cloth pouch with 1 bag of 50 each TY-RAP cable ties (1,250 total)	1
650-40587M	Mini pouch only	1
650-40587MF	Mini pouch filled with assortment of TY-RAP cable ties (50 each)	1

Ty-Rap®

Cable Ties

Use these ties again and again!

Ty-Rap® Reusable Cable Ties

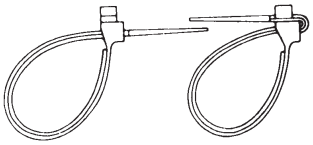

STD. PKG. CAT. NO.	BODY WIDTH IN./MM.	LENGTH IN./MM.	BUNDLE DIA. IN./MM.	TENSILE STRENGTH LBS./N.	STD. PKG. QTY.
TYR505	.18/4.57	7.50/190.50	1.75/1.75	50/222.40	100
TYR508	.18/4.57	14.30/363.22	4.00/101.60	50/222.40	100

For use in temperatures ranging from -40° F to 185° F (-40° C to 85° C).
• Natural nylon color

Secure wire bundles to masonary surfaces!

Ty-Rap® Cable Tie for Masonry Surfaces

- Quickly secures wire bundles up to 1¾ inches in diameter to all masonry surfaces
- Equipped with a masonry plug that is driven into the drilled hole
- Once installed, the tail is looped through the head to provide a neat, safe, low-profile installation
- Constructed weather-resistant nylon

STD. PKG. CAT. NO.	BODY WIDTH IN./MM.	MAX. WIRE BUNDLE DIA. IN./MM.	MASONRY HOLE SIZE	PULLOUT FORCE LBS./N	STD. PKG. QTY.
TY544MX	.18/4.57	1.75/44.45	¼	25	50

• For use in temperatures ranging from -40° F to 185° F (-40° C to 85° C).
• Black color

Fast and safe!

Ty-Rap® Cable Tie for Wooden Surfaces

- The Drive-Ty® cable tie gives you a fast, safe means of securing cables to wood surfaces

STD. PKG. CAT. NO.	BODY WIDTH IN./MM.	MAX. WIRE BUNDLE DIA. IN./MM.	PULLOUT FORCE LBS./N	STD. PKG. QTY.
TY545MX	.18/4.57	1.5/38.10	50/222	50

• For use in temperatures ranging from -40° F to 185° F (-40° C to 85° C).
• Black color

Convenient one-piece design!

Ty-Rap® Cable Tie for Panel and Chassis Mounting

- One-piece design, fast and convenient to use
- Clamping range of 1/16 to 2⅝ inches reduces your inventory — one clamp replaces many
- Visually attractive — head resembles rivet
- Locking grooves maintain tight grip
- Lowers your installed cost

STD. CAT. NO.	BULK CAT. NO.	BODY WIDTH IN./MM.	LENGTH IN./MM.	MAX. WIRE BUNDLE DIA. IN./MM.	HOLE SIZE IN./MM.	TENSILE STRENGTH LBS./N.	STD. PKG. QTY.	BULK PKG. QTY.
TY541M	TY41M	.23/5.84	9.60/243.84	2.37/60.20	.32–.68/8.13–17.27	65/289.10	50	1,000
650-41600	—	.23/5.84	10.25/260.35	2.50/63.50	.32–.68/8.13–17.27	65/289.10	500	1,000
696-41848	—	.23/5.84	12.50/317.50	3.00/76.20	.32–.68/8.13–17.27	65/289.10	500	1,000

NOTE: Loop tie through hole in frame, around electrical, hydraulic, or air hoses to be clamped, and through head. Tighten and cut off with Ty-Rap tool. Visually looks like a rivet.
• For use in temperatures ranging from -40° F to 185° F (-40° C to 85° C).
• Black color

Thomas&Betts
www.tnb.com

United States
Tel: 901.252.8000
800.816.7809
Fax: 901.252.1354

Technical Services
Tel: 888.862.3289

Cable Ties — Material Selection Ordering Guide

Select the cable ties you need for special environments!

Thomas & Betts offers Ty-Rap® cable ties and accessories in a wide variety of materials, each suited for specific environments. The purpose of this document is to assist you in choosing the best material for your particular application. The effects of weathering, flame, chemicals, extreme temperatures, and radiation on the different materials are clearly presented in the following tables to simplify this process. Once you have determined the most suitable material, you can choose from the wide variety of Ty-Rap® cable ties, identification ties, mounting bases, lashing ties, etc., offered by Thomas & Betts.

General — How to use Table 1:

Table 1 simplifies the material selection process by giving the relative performance ratings of the materials offered by Thomas & Betts. For example, if your application is in an extremely cold environment, four materials will answer your need: 1. Radiation resistant fluoropolymer, 2. Low smoke fluoropolymer, 3. Nylon 12, 4. Stainless steel. Then, cost may be your next most important criteria, so out of those four options, nylon 12 would be the most cost effective. However, if tensile strength is important, then stainless steel would be the better choice.

Refer to Tables 2 and 3 for more detailed information regarding physical properties of the materials and chemical resistance of the materials respectively.

It is extremely difficult to provide data on all the possible combinations or conditions that can occur. This information is based on data provided by the manufacturers of the specific materials listed and is provided only as a general guide. No specific recommendation is intended. As each application may differ, cable tie samples should be tested in the intended application by the user to determine suitability.

Table 1 — Available Materials 5 = Most Suitable 1 = Least Suitable

	EXTRA HIGH TEMP 4.6 NYLON	NATURAL 6.6 NYLON	WEATHER-RESISTANT 6.6 NYLON	HEAT-STABILIZED U.V. 6.6 NYLON	HEAT-STABILIZED NATURAL 6.6 NYLON	FLAME-RETARDANT 6.6 NYLON	WEATHER RESISTANT NYLON 12	WEATHER-RESISTANT POLY-PROPYLENE	RADIATION RESISTANT FLUORO-POLYMER	LOW-SMOKE FLUORO-POLYMER	STAIN-LESS STEEL	DELTEC® WEATHERABLE ACETAL
Ultraviolet Resistance	1	1	4	4	1	1	4	4	5	5	5	4
Radiation Resistance	1	1	1	1	1	1	1	1	4	4	5	1
Low Temperature	3	3	3	4	3	2	4	3	4	4	5	4
High Temperature	4	3	3	3	4	3	2	2	4	4	5	2
Flammablity	3	3	3	3	3	4	1	1	4	4	5	1
Tensile Strength	3	3	3	3	3	3	2	1	3	3	5	2
Relative Cost	Med	Low	Low	Low	Low	Med	Med	Low	High	High	High	High
Chemical Resistance					See Table 3 (Page D-12)							

Flammability ratings for selecting Ty-Rap® cable ties

NOTE: Flammability ratings of Ty-Rap® cable tie materials are shown in Table 2. These tests for flammability of plastic material are intended to serve as a preliminary indication of acceptability with respect to flammability for particular applications.

UL 94 vertical burn test procedures

Test specimens of the material, with dimensions 5" x ½", with the thickness intended for use in the end product, are tested in both the manufactured condition and in the aged state. The test requires that the specimen be supported in a vertical fixture and a precisely controlled flame applied for a 10- second period. The flame is removed and the duration of flaming is noted. If the flame extinguishes, a second exposure to flame for 10 seconds is applied and duration of flaming is again noted. It is observed and recorded whether or not test specimens drip flaming particles that ignite a cotton swatch.

Table 2 — Physical Properties of Ty-Rap® Cable Tie Materials

	NATURAL 6.6 NYLON	WEATHER-RESISTANT 6.6 NYLON	EXTRA HIGH TEMP 4.6 NYLON	HEAT-STABILIZED U.V. 6.6 NYLON	HEAT-STABILIZED NATURAL 6.6 NYLON	FLAME-RETARDANT 6.6 NYLON	WEATHER-RESISTANT NYLON 12	WEATHER-RESISTANT POLY-PROPYLENE	FLUORO-POLYMER RADIATION RESISTANCE	LOW-SMOKE DENSITY	STAIN-LESS STEEL	DELTEC® WEATHERABLE ACETAL
Tensile Strength (Yield) @ 73º F (Dry-As-Molded)[1] [psi]	12,000	12,000	14,500	11,500	12,000	11,000	7,500	4,600	6,700	6,600	90,000	10,000
Flammability Rating	UL94V-2	UL94V-2	UL94V-2	UL94V-2	UL94V-2	UL94V-0	—	—	UL94V-0	UL94V-0	—	UL94HB
Radiation Resistance [rads]	1×10^5	1×10^5	1×10^5	1×10^5	1×10^5	1×10^5	1×10^5	1×10^5	2×10^8	2×10^6	2×10^8	1×10^6
Ultraviolet Light Resistance	Poor	Good	Poor	Good	Poor	Poor	Good	Good	Excellent	Excellent	Excellent	Very Good
Water Absorption (24 hrs.) [%]	1.3	1.2	2.3	.25	1.4	1.4	0.25	0.1	<.01	<0.1	None	0.25
Oxygen Index	28	28	27	26	31	34	—	—	30	52	—	21
Max. Continuous Use Temperature [F°/C°]	185/85	185/85	302/150	221/105	221/105	185/85	176/80	194/90	302/150	284/140	1000 / 537	194/90
Min. Continuous Use Temperature [F°/C°]88	-40/-40	-40/-40	-40/-40	-40/-40	-40/-40	-40/ -40	-40/-40	-65/-65	-50/-46	-50/-46	-112 /-80	-85/-65
Color	Natural	Black	Light Green	Black	Green Tint	White	Black	Black	Aqua	Maroon	Stainless	Black

[1] *ASTM D638-878 except stainless steel, which is ASTME8*

United States
Tel: 901.252.8000
800.816.7809
Fax: 901.252.1354

Technical Services
Tel: 888.862.3289

Materials classed UL 94V-0:

A material classed V-0 shall:

A. Not have any specimens that burn with flaming combustion for more than 10 seconds after either application of the test flame.

B. Not have a total flaming combustion time exceeding 50 seconds for the 10 flame applications for each set of five specimens.

C. Not have any specimens that burn with flaming or glowing combustion up to the holding fixture.

D. Not have any specimens that drip flaming particles that ignite the dry absorbent surgical cotton located 12" below the test specimen.

E. Not have any specimens with glowing combustion that persists for more than 30 seconds after the second removal of the test flame.

Materials classed UL94V-1:

A material classed V-1 shall:

A. Not have any specimens that burn with flaming combustion for more than 30 seconds after either application of the test flame.

B. Not have a total flaming combustion time exceeding 250 seconds for the 10 flame applications for each set of five specimens.

Chemical Resistance

Table 3 shows the resistance of Ty-Rap® cable tie materials to various chemicals. The table is designed to help you determine the cable tie material best suited for a particular chemical environment.

Table 3 — Resistance of Available Materials to Various Chemicals Temp 70° F

REAGENTS	CONCENTRATION	HEAT-STABILIZED 6.6 NYLON AS USED IN TYH SERIES	FLUOROPOLYMER LOW-SMOKE HALAR AS USED IN TYV SERIES	DELTEC® WEATHERABLE ACETAL AS USED IN TYD SERIES	STANDARD 6.6 NYLON AS USED IN TY SERIES	6.6 WEATHER-RESISTANT NYLON AS USED IN TY X SERIES	6.6 FIRE-RETARDANT NYLON AS USED IN TY FR SERIES	WEATHER-RESISTANT NYLON 12 AS USED IN TYC X SERIES	POLY-PROPYLENE AS USED IN TYP SERIES	WEATHER-RESISTANT POLY-PROPYLENE AS USED IN TYP X SERIES	FLUOROPOLYMER RADIATION-RESISTANT AS USED IN TYZ SERIES	STAINLESS STEEL AS USED IN TYS SERIES
Arsenic Acid	40%	—	—	—	—	—	—	—	E	E	—	E
Acetaldehyde	50%	S	—	—	S	S	S	—	—	—	—	—
Acetone	100%	E	E	F	E	E	E	E	E	E	E	E
Aluminum Hydroxide	AQ	—	E	—	—	—	—	—	E	E	E	E
Ammonia	All	—	E	—	—	—	—	E	E	E	E	
Ammonium Carbonate	5%	S	E	—	S	S	S	E	E	E	E	E
Ammonium Hydroxide	10%	E	E	F	E	E	E	—	E	E	E	E
Ammonium Nitrate	—	—	E	—	—	—	—	E	E	E	E	E
Ammonium Sulfate	10%	—	E	—	—	—	—	S	S	S	S	S
Barium Carbonate	All	—	E	—	—	—	—	E	E	E	E	E
Barium Chloride	5%	NR		—	NR	NR	NR	E	E	E	E	E
Barium Sulfate	10%	E		—	E	E	E	E	E	E	E	E
Barium Sulfide	10%	S		—	S	S	S	E	E	E	E	E
Benzene	100%	E	E	F	E	E	E	E	S	S	E	E
Benzoic Acid	100%	NR	E	—	NR	NR	NR	E	E	E	E	E
Butyric Acid	50%	NR	E	—	NR	NR	NR	—	E	E	E	E
Calcium Carbonate	AQ	—	E	—	—	—	—	—	E	E	E	E
Calcium Hydroxide	20%	—	F	E	—	—	—	—	E	E	E	E
Calcium Hydrochlorite	2	NR	—	—	NR	NR	NR	—	F	F	F	F
Calcium Sulfate	2%	—	E	—	—	—	—	—	E	E	E	E
Carbon Tetrachloride	100%	E	E	E	E	E	E	E	F	F	E	E
Chlorine (WET)	—	NR	—	—	NR	NR	NR	—	F	F	F	F
Chlorine (DRY)	—	NR	—	—	NR	NR	NR	—	NR	NR	F	F
Chloroacetic Acid	30%	NR	—	—	NR	NR	NR	—	—	—	F	F
Chloroform	100%	—	E	—	—	—	—	F	F	F	E	E
Chromic Acid	50%	NR	S	—	NR	NR	NR	—	F	F	F	F
Citric Acid	50%	S	E	E	S	S	S	E	E	E	E	E
Copper Cyanide	10%	—	E	—	—	—	—	—	E	E	E	E
Copper Nitrate	50%	—	E	—	—	—	—	—	E	E	E	E
Cider	—	—	E	—	—	—	—	—	E	E	E	E
Dichloroethane	100%	—	E	—	—	—	—	—	—	—	E	E
Diethyl Ether	100%	—	E	S	—	—	—	E	E	E	E	E
Ethyl Alcohol	100%	S	E	—	S	S	S	E	E	E	E	E
Ethyl Chloride	100%	—	S	E	—	—	—	F	F	F	E	E
Ethylene Glycol	100%	E	E	S	E	E	E	—	E	E	E	E
Ferric Hydroxide	All	—	E	—	—	—	—	—	E	E	E	E
Ferric Nitrate	10%	—	E	—	—	—	—	—	E	E	E	E
Ferrous Sulfate	10%	—	E	—	—	—	—	—	E	E	E	E
Fuel Oil	100%	—	E	—	—	—	—	E	—	—	E	E
Furfural	100%	—	E	—	—	—	—	—	F	F	E	E
Gallic Acid	AQ	—	E	—	—	—	—	—	—	—	E	E
Gasoline	100%	E	E	—	E	E	E	—	S	S	E	E
Glycerine	100%	—	E	—	—	—	—	E	E	E	—	E
Hydrocyanic Acid	All	—	E	—	—	—	—	—	E	E	E	E
Hydrogen Peroxide	30%	NR	E	F	NR	NR	NR	S	E	E	E	E
Hydrogen Sulfide	Dry	NR	E	—	NR	NR	NR	E	E	E	E	E
Iodoform	100%	—	E	—	—	—	—	—	—	—	E	E
Isopropyl Alcohol	100%	S	E	—	S	S	S	E	E	E	E	E
Jet Fuel	100%	E	E	—	E	E	E	—	S	S	E	E
Lactic Acid	10%	E	E	—	E	E	E	S	E	E	E	E
Lanolin	10%	E	E	—	E	E	E	E	E	E	E	E
Lead Acetate	5%	—	E	—	—	—	—	—	E	E	E	E
Linseed Oil	10%	E	E	E	E	E	E	E	E	E	E	E
Magnesium Carbonate	All	—	E	—	—	—	—	E	E	E	E	E
Magnesium Chloride	10%	F	—	—	F	F	F	F	F	F	F	F

Thomas&Betts
www.tnb.com

United States
Tel: 901.252.8000
800.816.7809
Fax: 901.252.1354

Technical Services
Tel: 888.862.3289

C. Not have any specimens that burn with flaming or glowing combustion up to the holding fixture.

D. Not have any specimens that drip flaming particles that ignite the dry absorbent surgical cotton located 12" below the test specimen.

E. Not have any specimens with glowing combustion that persists for more than 60 seconds after the second removal of the test flame.

Materials classed UL94V-2:

A material classed V-2 shall:

A. Not have any specimens that burn with flaming combustion for more than 30 seconds after either application of the test flame.

B. Not have a total flaming combustion time exceeding 250 seconds for the 10 flame applications for each set of five specimens.

C. Not have any specimens that burn with flaming or glowing combustion up to the holding fixture.

D. Be permitted to have specimens that drip flaming particles that burn only briefly, some of which ignite the dry absorbent surgical cotton placed 12" below the test specimen.

E. Not have any specimens with glowing combustion that persists for more than 60 seconds after the second removal of the test flame.

Table 3 (continued)

REAGENTS	CONCENTRATION	HEAT-STABILIZED 6.6 NYLON AS USED IN TYH SERIES	LOW-SMOKE FLUOROPOLYMER AS USED IN TYV SERIES	DELTEC® WEATHERABLE ACETAL AS USED IN TYD SERIES	STANDARD 6.6 NYLON AS USED IN TY SERIES	6.6 WEATHER-RESISTANT NYLON AS USED IN TY X SERIES	6.6 FIRE-RETARDANT NYLON AS USED IN TY FR SERIES	WEATHER-RESISTANT NYLON 12 AS USED IN TYC X SERIES	POLY-PROPYLENE AS USED IN TYP SERIES	WEATHER-RESISTANT POLY-PROPYLENE AS USED IN TYP X SERIES	RADIATION-RESISTANT FLUOROPOLYMER AS USED IN TYZ SERIES	STAINLESS STEEL AS USED IN TYS SERIES
Magnesium Nitrate	All	—	E	—	—	—	—	E	E	E	E	E
Malic Acid	AQ	—	E	—	—	—	—	—	E	E	E	E
Mercury	100%	—	E	—	—	—	—	E	E	E	E	E
Methyl Alcohol	100%	S	E	—	S	S	S	E	E	E	E	E
Methyl Chloride	100%	—	S	—	—	—	—	—	S	S	E	E
Methyl Ethyl Ketone	100%	—	E	F	—	—	—	E	E	E	E	E
Naptha	100%	—	E	—	—	—	—	—	E	E	E	E
Nitric Acid	30%	NR	E	NR	NR	NR	NR	—	E	E	E	E
Nitric Acid	30—70%	NR	S	NR	NR	NR	NR	—	F	F	S	E
Nitrous Acid	5%	—	E	—	—	—	—	—	F	F	E	E
Oieic Acid	100%	—	E	S	—	—	—	—	E	E	E	E
Oxalic Acid	10%	—	E	—	—	—	—	S	E	E	E	E
Paraffin	100%	E	E	—	E	E	E	E	E	E	E	E
Petroleum Ether	100%	—	E	—	—	—	—	E	F	F	E	E
Phenol	90%	NR	E	NR	NR	NR	NR	—	E	E	E	E
Phosphoric Acid	10%	NR	E	—	NR	NR	NR	—	E	E	E	E
Picric Acid	1%	—	E	—	—	—	—	—	E	E	E	E
Potassium Bromide	AQ	—	—	—	—	—	—	—	S	S	S	S
Potassium Carbonate 1%	—	E	—	—	—	—	E	E	E	E	E	
Potassium Chlorate	AQ	—	E	—	—	—	—	S	E	E	E	E
Potassium Dichromate	40%	NR	E	—	NR	NR	NR	F	E	E	E	E
Potassium Ferrocyanide	25%	—	E	—	—	—	—	—	E	E	E	E
Potassium Hydroxide	5%	S	E	—	S	S	S	—	E	E	E	E
Potassium Iodide	All	—	E	—	—	—	—	E	E	E	E	E
Potassium Nitrate	50%	F	E	—	F	F	F	E	E	E	E	E
Potassium Permanganate	5%	NR	E	S	NR	NR	NR	NR	E	E	E	E
Potassium Sulfate	5%	—	E	—	—	—	—	E	E	E	E	E
Potassium Sulfide	AQ	—	E	—	—	—	—	—	E	E	E	E
Propyl Alcohol	100%	E	E	—	E	E	E	—	E	E	E	E
Silver Nitrate	10%	—	E	—	—	—	—	E	E	E	E	E
Sodium Acetate	60%	E	E	—	E	E	E	—	E	E	E	E
Sodium Bicarbonate	All	E	E	—	E	E	E	E	E	E	E	E
Sodium Bisulfate	10%	—	E	E	—	—	—	E	E	E	E	E
Sodium Borate	All	—	E	—	—	—	—	—	E	E	E	E
Sodium Carbonate	5%	E	E	S	E	E	E	E	E	E	E	E
Sodium Chlorate	25%	—	E	E	—	—	—	S	E	E	E	E
Sodium Chloride	2%	E	E	S	E	E	E	E	E	E	E	E
Sodium Fluoride	5%	—	—	—	—	—	—	—	F	F	F	F
Sodium Hydroxide	10%	E	E	S	E	E	E	E	E	E	E	E
Sodium Hyposulfite	AQ	—	E	—	—	—	—	—	—	—	E	E
Sodium Nitrate	5%	E	E	—	E	E	E	E	E	E	E	E
Sodium Nitrite	AQ	—	E	—	—	—	—	S	E	E	E	E
Sodium Perchlorate	10%	—	E	—	—	—	—	—	—	—	E	E
Sodium Phosphate	5%	—	E	—	—	—	—	E	E	E	E	E
Sodium Sulfate	5%	S	E	—	S	E	E	E	E	E	E	E
Sodium Thiosulfate	5%	—	—	S	—	—	—	S	S	S	S	S
Stearic Acid	100%	—	E	—	—	—	—	F	E	E	E	E
Sulfur	100%	—	E	—	—	—	—	E	E	E	E	E
Sulfur Dioxide	All	NR	E	—	NR	NR	NR	E	E	E	E	E
Sulfuric Acid	Conc.	NR	E	NR	NR	NR	NR	—	S	S	E	E
Sulfuric Acid	5%	NR	F	F	NR	NR	NR	F	F	F	F	F
Tannic Acid	10%	—	E	—	—	—	—	—	E	E	E	E
Tartaric Acid	50%	—	E	E	—	—	—	E	E	E	E	E
Tetrahydrofuran	100%	—	F	E	—	—	—	S	F	F	E	E
Toluene	100%	E	E	F	E	E	E	E	F	F	E	F
Xylene	100%	E		—	E	E	E	E	F	F	E	E
Zinc Chloride	70%	F	E	NR	F	F	F	E	E	E	E	E
Zinc Nitrate	AQ	—	E	—	—	—	—	E	E	E	E	E
Zinc Sulfate	AQ	—	E	—	—	—	—	E	E	E	E	E

Ratings: E=Excellent **S**=Satisfactory **F**=Fair **NR**=Not Recommended (**AQ**=Aqueous)

Ty-Rap®

Cable Ties for Special Environments

Ty-Rap® Detectable Cable Ties

Detectable using metal detection and X-ray detection systems and visions systems.

Polypropylene parts are also bouyant in liquid application.

Material — Polyamide (Nylon 6.6) or Polypropylene
For use in temperatures ranging from -40° F to 185° F (-40° C to 85° C).

Color — Blue

STD. PKG. CAT. NO.	TIE LENGTH IN./MM.	BODY WIDTH IN./MM.	MAX. WIRE BUNDLE IN./MM.	TENSILE STRENGTH LBS./N.	BASE MATERIAL	STD. PKG. QTY.
TY523M-NDT	3.62/91.90	.09/2.36	.63/15.90	18/80	Nylon	100
TY525M-NDT	7.31/186.00	.19/4.70	1.75/44.40	50/220	Nylon	100
TY527M-NDT	13.40/340.00	.27/6.86	3.50/89.00	120/540	Nylon	50
TY528M-NDT	14.20/361.00	.19/4.70	4.00/102.00	50/220	Nylon	100
TY523M-PDT	3.62/91.90	.09/2.36	.63/15.90	18/80	Polypropylene	100
TY525M-PDT	7.31/186.00	.19/4.70	1.75/44.40	30/135	Polypropylene	100
TY527M-PDT	13.40/340.00	.27/6.86	3.50/89.00	60/267	Polypropylene	50
TY528M-PDT	14.20/361.00	.19/4.75	4.00/102.00	30/135	Polypropylene	100

Make safety a priority!

Ty-Rap® Cable Ties — Flame Retardant Nylon 6.6

This material meets UL 94V-O flammability rating.

Color — White

For use in temperatures ranging from -40° F to 185° F (-40° C to 85° C).

BULK CAT. NO.	BODY WIDTH IN./MM.	LENGTH IN./MM.	MAX. WIRE BUNDLE DIA. IN./MM.	MARKING PAD SIZE IN./MM. W X H	TENSILE STRENGTH LBS./N.	BULK PKG. QTY.
TY23MFR	.09/2.29	3.62/91.95	.63/16.00	N/A	18/80.07	1,000
TY232MFR	.09/2.29	8.00/203.20	2.00/50.80	N/A	18/80.07	1,000
TY24MFR	.14/3.56	5.50/139.70	1.13/28.70	N/A	40/177.90	1,000
TY25MFR	.18/4.57	7.31/185.67	1.75/44.45	N/A	50/222.40	1,000
TY28MFR	.18/4.57	14.20/360.68	4.00/101.60	N/A	50/222.40	1,000
TY272MFR†	.27/6.86	8.00/203.20	2.00/50.80	N/A	120/533.80	500
TY27MFR	.27/6.86	13.20/335.28	3.50/88.90	N/A	120/533.80	500
TY53MFR	.09/2.29	4.00/101.60	.63/16.00	.81 x .36/20.57 x 9.1	18/80.07	500
TY153MFR	.10/2.54	4.35/110.49	.63/16.00	.78 x 1/19.81 x 14.00	18/80.07	500

† Not UL Recognized Model.

Ty-Rap® Nylon 12 Cable Ties

This material provides very good resistance to ultraviolet light and chemical exposure. Nylon 12 is a lower, moisture- absorbing material than 6.6 nylon and the effect of water on properties is much less.

Color — Black

For use in temperatures ranging from -40° F to 185° F (-40° C to 85° C).

Ultraviolet and weather resistant!

STD. CAT. NO.	BULK CAT. NO.	BODY WIDTH IN./MM.	LENGTH IN./MM.	MAX. WIRE BUNDLE DIA. IN./MM.	TENSILE STRENGTH LBS./N.	STD. PKG. QTY.	BULK PKG. QTY.
TYC525MX	TYC25MX	.18/4.57	7.31/185.67	1.75/44.45	35/155.70	100	1,000
—	TYC28MX	.18/4.57	14.20/360.68	4.00/101.60	35/155.70	—	1,000
—	TYC272MX	.27/6.86	8.00/203.20	2.00/50.80	85/378.10	—	500
TYC527MX	TYC27MX	.27/6.86	13.20/335.28	3.50/88.90	85/378.10	50	500
—	TYC29MX	.30/7.62	30.00/762.00	9.00/228.60	85/378.10	—	500

Engineered to withstand high temperatures!

Ty-Rap® Heat-Stabilized Ties

For use in temperatures ranging from -40° F to 221° F (-40° C to 105° C).

Material meets ASTM D4066 PA121.

Color — Green Tint

BULK PKG. CAT. NO.	WIDTH IN./MM.	BODY LENGTH IN./MM.	MAX. WIRE BUNDLE DIA. IN./MM.	TENSILE STRENGTH LBS./N.	BULK PKG. QTY.
TYH23M	.09/2.29	3.62/91.95	.63/16.00	18/80.07	1,000
TYH232M	.09/2.29	8.00/203.20	2.00/50.80	18/80.07	1,000
TYH24M	.14/3.56	5.50/139.70	1.13/28.70	40/177.90	1,000
TYH242M	.14/3.56	8.19/208.03	2.00/50.80	40/177.90	1,000
TYH26M	.14/3.56	11.10/281.94	3.00/76.20	30/135	1,000
TYH25M	.18/4.57	7.31/185.67	1.75/44.45	50/222.40	1,000
TYH253M	.18/4.57	11.40/289.56	3.00/76.20	50/222.40	1,000
TYH28M	.18/4.57	14.20/360.68	4.00/101.60	50/222.40	1,000
TYH27M	.27/6.86	13.20/335.28	3.50/88.90	120/533.80	500
TYH272M	.27/6.86	8.75/222.25	2.00/50.80	120/533.80	500
TYH29M	.30/7.62	30.00/762.00	9.00/228.60	120/533.80	500

Thomas&Betts
www.tnb.com

United States
Tel: 901.252.8000
800.816.7809
Fax: 901.252.1354

Technical Services
Tel: 888.862.3289

Perfect for outdoor applications!

Ty-Rap® Heat Stabilized/ Ultraviolet Resistant Cable Ties

NEW!

- Ideal for Industrial OEM and MRO (includes, but not limited to industrial, lawn/garden/farming equipment, recreation vehicles, heavy equipment)
- Can be placed in environments requiring heat stabilization and UV resistance
- Provides a smooth, low-profile look and offers unlimited tensioning range for a perfect fit
- Features an oval head on every original Ty-Rap® Cable Tie
- Quicker to install and less expensive than metallic fasteners, lacing cord or tape
- Made of UV resistant, heat-stabilized nylon

HIGH TEMPERATURE RESISTANT

ULTRAVIOLET RESISTANT

Color — Black

For use in temperatures ranging from -40° F to 221° F -40° C to 105° C

BULK PKG. CAT. NO.	LENGTH IN./MM.	TENSILE STRENGTH LBS./N.	BULK PKG. QTY.
TY23MX-A	3.62/91.95	18/80.07	1,000
TY24MX-A	5.50/139.70	40/177.90	1,000
TY25MX-A	7.31/185.67	50/222.40	1,000
TY27MX-A	13.40/340.36	120/533.80	500

Beat the heat!

NEW!

Ty-Rap® Extra High-Temperature Cable Ties

HIGH TEMPERATURE RESISTANT

- Ideal for Industrial OEM and MRO (includes, but not limited to metal processing, paper mills, lighting and commercial construction markets with high temperature environments up to 302˚ F (150˚ C).
- Provides a smooth, low-profile look and offers unlimited tensioning range for a perfect fit
- Features an oval head on every original Ty-Rap® Cable Tie
- Quicker to install and less expensive than metallic fasteners, lacing cord or tape
- Made of extra high-temperature resistant nylon

Color — Light Green

For use in temperatures ranging from -40˚ F to 302° (-40° to 150˚ C)

BULK PKG. CAT. NO.	LENGTH IN./MM.	TENSILE STRENGTH LBS./N.	BULK PKG. QTY.
TYHT23M	3.62/91.95	18/80.07	1,000
TYHT25M	7.31/185.67	50/222.40	1,000
TYHT27M	13.40/340.36	120/533.80	500
TYHT28M*	14.20/360.68	50/222.40	1,000

**UR Pending*

Ty-Rap®

Cable Ties for Special Environments

Bundle cable up to 4" in diameter.

Ty-Rap Weather-Resistant Polypropylene Ties

- Especially resistant to chemical exposure

Color — Black

For use in temperatures ranging from
-40° F to 185° F (-40° C to 85° C)

BULK PKG. CAT. NO.	WIDTH IN./MM.	BODY LENGTH IN./MM.	MAX. WIRE BUNDLE DIA. IN./MM.	TENSILE STR. LBS./N.	BULK PKG. QTY.
TYP23MX	.09/2.29	3.62/91.95	.63/16.00	18/80.07	1,000
TYP25MX	.18/4.57	7.31/185.67	1.75/44.45	30/133.40	1,000
TYP28MX	.18/4.57	14.20/360.68	4.00/101.60	30/133.40	1,000
TYP27MX	.27/6.86	13.20/335.28	3.50/88.90	60266.90	500

Perfect for low smoke-generation applications.

Ty-Rap Fluoropolymer Cable Ties

- Made of tough fluoropolymer material
- Use in air-handling spaces
- UL 94V-O flammability rating
- Low-smoke density

Color — Maroon

For use in temperatures ranging from
-50° F to 284° F (-45° C to 140° C)

STD. CAT. NO.	BULK CAT. NO.	BODY WIDTH IN./MM.	LENGTH IN./MM.	MAX. WIRE BUNDLE DIA. IN./MM.	TENSILE STRENGTH LBS./N.	STD. PKG. QTY.	BULK PKG. QTY.
TYV523M	TYV23M	.09/2.29	3.62/91.95	.63/16.00	18/80.07	100	1,000
TYV525M	TYV25M	.18/4.57	7.31/185.67	1.75/44.45	50/222.40	100	1,000

Withstand even the *toughest* environments!

Ty-Rap Fluoropolymer Cable Ties

- High radiation resistance
- Made of tough fluorpolymer material
- Meets UL flammability rating 94V-O

Color — Aqua

For use in temperatures ranging from
-50° F to 302° F (-45° C to 150° C)

STD. CAT. NO.	BULK CAT. NO.	BODY WIDTH IN./MM.	LENGTH IN./MM.	MAX. WIRE BUNDLE DIA. IN./MM.	TENSILE STRENGTH LBS./N.	STD. PKG. QTY.	BULK PKG. QTY.
TYZ523M*	TYZ23M*	.09/2.29	3.62/91.95	.63/16.00	18/80.07	100	1,000
TYZ525M	TYZ25M	.18/4.57	7.31/185.67	1.75/44.45	50/222.40	100	1,000
TYZ528M	TYZ28M	.18/4.57	14.19/360.43	4.00/101.60	50/222.40	100	1,000
TYZ527M	TYZ27M	.27/6.86	13.38/339.85	3.50/88.90	120/533.80	50	500

**UL Listed*

Thomas&Betts
www.tnb.com

United States
Tel: 901.252.8000
800.816.7809
Fax: 901.252.1354

Technical Services
Tel: 888.862.3289

Strong, fire proof and easy to apply — for safe cable bundling.

Dual Lock

Thomas & Betts has a complete package of stainless steel cable ties and accessories that are easy to apply and superior in quality. These products have been designed for tying, lashing, and identification applications in demanding environments such as food processing, boiler rooms, chemical plants, refineries, pulp/paper mills, shipyards and offshore oil platforms. They are made of a variety of high-quality stainless steel materials that offer excellent corrosion resistance, high temperature, and durability characteristics. There is also a variety of high-performance installation and identification tools to complete your cable tie accessory needs.

For cable bundling, identification tags and other general bundling applications — especially in hazardous environments — Thomas & Betts Stainless Steel Cable Ties provide a strong, safe, permanent installation with a unique, dual locking mechanism.

The Type 304 stainless steel ties are completely fireproof — no toxic fumes, no sagging cables. They are extremely resistant to corrosion and UV light, with the ability to withstand the harshest temperature extremes. Yet they are surprisingly economical.

These low-profile ties are fast and easy to apply. A quick squeeze of the installation tool forms two strong locks — a dimple lock and a fold lock for maximum holding strength.

Their two-piece configuration adds to its versatility. Available in standard lengths to wrap bundle diameters from 1–10", Thomas & Betts Stainless Steel Cable Ties can be supplied in other lengths on special order.

Low-profile Thomas & Betts Stainless Steel Ties are fireproof and resist corrosion, UV light, and extreme weather conditions for safe, permanent cable bundling, yet they are cost effective for your demanding applications.

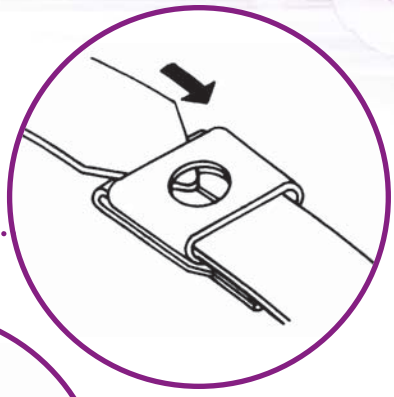

After wrapping the object to be tied, insert the free end of the tie through the buckle and into the tool.

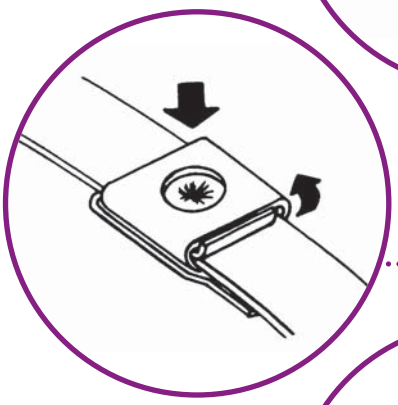

Squeeze the handle of the tool to create the dual lock and cut off the tail. The cable tie forms a low-profile dual lock.

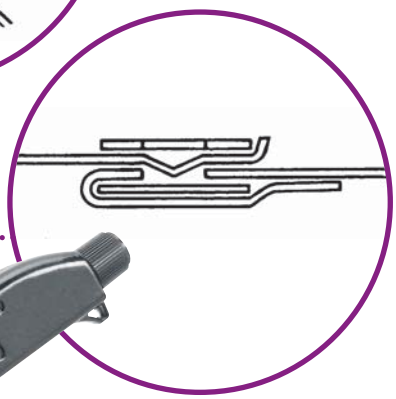

The tail is formed into a fold lock behind the buckle. The tool forces a dimple in the band into a hole in the buckle.

Installation Hand Tool

The installation hand tool is a lightweight, pocket-size hand tool that quickly and easily applies the stainless steel cable ties.

To use, simply separate the pull-up handle from the body, and insert the cable tie tail as far as possible. Squeeze the pull-up handle until the band is tight. Finally, move the pull-up handle to the locking/cut-off position by moving it away from the body as far as it will go. Then squeeze to form the dual lock and cut off the excess tail.

Catalog Number System

CABLE TIE TYPE

SS = *Two-piece solid stainless steel cable tie, Type 304*

TYS = *Multi-lock stainless steel cable tie, Type 316*

SSR = *Reusable stainless steel cable tie, Type 200/300*

SSH = *Heavy-duty stainless steel clamp, Type 201*

TS = *Roller bar locking stainless steel cable tie, Type 302/304*

LS = *Ball locking stainless steel cable tie, Type 302/304/316*

CAT. NO.	FOR BUNDLE DIAMETER OF IN./MM (*Bundle Diameter*)	TENSILE STRENGTH LBS./N. (*Tensile Strength*)	WIDTH IN./MM (*Width*)	LENGTH IN./MM (*Length*)	WEIGHT LBS./N. (*Weight*)
SS10-250	2/51	200/890	.25/6.35	10.0/254	1.1/4.89
SS17-250	4/101	200/890	.25/6.35	16.5/419	1.8/8.00

Ty-Rap®

Stainless Steel Cable Ties and Accessories

Strong, slip-free ties with a unique dual lock.

Stainless Steel Cable Ties

- Low-profile, single wrap ties
- Dual locking mechanism
- No slipping

STD. PKG. CAT. NO.	FOR BUNDLE DIAMETER OF IN./MM.	TENSILE STRENGTH LBS./N.	WIDTH IN./MM.	LENGTH IN./MM.	WEIGHT LBS./KG.	STD. PKG. QTY.
Mini Stainless Steel Cable Ties						
SS7-180	1/25	100/444.8	.18/4.5	6.5/165	.70/.32	100
SS10-180	2/51	100/444.8	.18/4.5	10.0/254	.90/.41	100
SS16-180	4/102	100/444.8	.18/4.5	16.0/406	1.40/.64	100
SS23-180	6//152	100/444.8	.18/4.5	22.5/572	1.85/.84	100
SS29-180	8/203	100/444.8	.18/4.5	29.0/737	2.35/1.07	100
Standard Stainless Steel Cable Ties						
SS10-250	2/51	250/1,112	.25/6.35	10.0/254	1.10/.50	100
SS17-250	4/101	250/1,112	.25/6.35	16.5/419	1.80/.82	100
SS23-250	6/152	250/1,112	.25/6.35	22.5/572	2.50/1.13	100
SS29-250	8/203	250/1,112	.25/6.35	29.0/737	3.20/1.45	100
SS35-250	10/254	250/1,112	.25/6.35	35.0/ 889	3.80/1.72	100

304 Stainless Steel
.015" (.38mm) Thickness
NOTE: *Other lengths available on special request.*
Add suffix -316 for 316 Stainless Steel.

Perfect for mini-sized stainless steel ties.

Mini Tie Installation Tool

- Pocket-sized, lightweight
- Applies mini-size stainless steel ties

STD. PKG. CAT. NO.	DESCRIPTION	WEIGHT LBS./KG.	STD. PKG. QTY.
WTA290	Hand tool to apply mini stainless steel cable ties; easy-to-use tool applies tension, locks tie with the dual lock, and cuts off band flush with top surface of buckle	1.17/.53	1

Pocket-sized hand tool for quick and easy cable tie installations.

Standard Tie Installation Tool

- Lightweight
- Applies standard-size stainless steel ties

STD. PKG. CAT. NO.	DESCRIPTION	WEIGHT LBS./KG.	STD. PKG. QTY.
WTA250	Hand tool to apply standard stainless steel cable ties; easy-to-use tool applies tension, locks tie with the dual lock, and cuts off band flush with top surface of buckle	1.17/.53	1

Thomas&Betts
www.tnb.com

United States
Tel: 901.252.8000
800.816.7809
Fax: 901.252.1354

Technical Services
Tel: 888.862.3289

Multi-Lok Stainless Steel Self-Locking Cable Ties

Strong — holds in excess of 200 lbs. — and self locking.

Type 316 Stainless Steel — Uncoated

- Corrosion-resistant, providing a safe, strong, worry-free hold
- Unique, self-locking, multiple-locking system holds in excess of 200 lbs.
- Manufactured from Type 316 stainless steel
- Available in two widths and various lengths

STD. PKG. CAT. NO.	TENSILE STR. LBS./N.	WIDTH IN./MM	LENGTH IN./MM	WEIGHT LBS./KG.	STD. PKG. QTY.
TYS6-280	250/1,112	.28/7	6/150	.66/.30	100
TYS9-280	250/1,112	.28/7	9/225	.99/.45	100
TYS12-280	250/1,112	.28/7	12/300	1.32/.60	100
TYS18-280	250/1,112	.28/7	18/450	1.76/.80	100
TYS24-280	250/1,112	.28/7	24/610	2.64/1.20	100
TYS6-470	250/1,112	.47/12	6/150	1.10/.50	100
TYS9-470	250/1,112	.47/12	9/225	1.65/.75	100
TYS12-470	250/1,112	.47/12	12/300	2.20/1.00	100
TYS18-470	250/1,112	.47/12	18/450	2.97/1.35	100
TYS24-470	250/1,112	.47//12	24/610	4.29/1.95	100

.010" (.245mm) Thickness

How It Works:

As the free end of the Multi-Lok tie passes through the buckle, three separate teeth (four teeth in the 12mm Multi-Lok) mesh with corresponding slots in the band, automatically locking the tie as it is being tensioned.

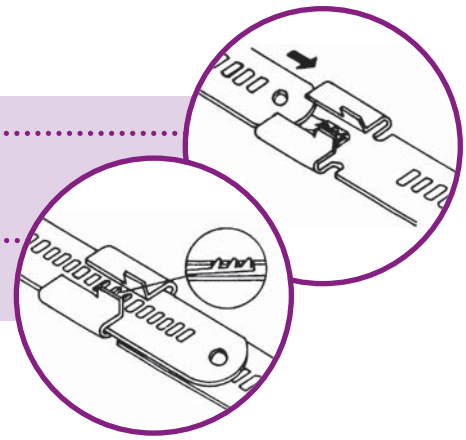

Type 316 Stainless Steel — Nylon 11 Coated

- Nylon 11 weather-resistant coating is unaffected by UV sunlight, resistant to corrosion, chemicals, weathering and protects cable insulation
- Coated with halogen-free, non-toxic black nylon 11

For use in temperatures ranging from -20° F to 122° F (-29° C to 50° C)

STD. PKG. CAT. NO.	TENSILE STR. LBS./N.	WIDTH IN./MM	LENGTH IN./MM	WEIGHT LBS./KG.	STD. PKG. QTY.
TYS6-280C	250/1,112	.28/7	6/150	.66/.30	100
TYS9-280C	250/1,112	.28/7	9/225	.99/.45	100
TYS12-280C	250/1,112	.28/7	12/300	1.32/.60	100
TYS18-280C	250/1,112	.28/7	18/450	1.76/.80	100
TYS24-280C	250/1,112	.28/7	24/610	2.64/1.20	100
TYS6-470C	250/1,112	.47/12	6/150	1.10/.50	100
TYS9-470C	250/1,112	.47/12	9/225	1.65/.75	100
TYS12-470C	250/1,112	.47/12	12/300	2.20/1.00	100
TYS18-470C	250/1,112	.47/12	18/450	2.97/1.35	100
TYS24-470C	250/1,112	.47/12	24/610	4.29/1.95	100

.010" (.245mm) Thickness

Reusable Stainless Steel Cable Ties

Ties to use and reuse with quickness and ease!

Reusable Stainless Steel Cable Ties — Coated

- Made of high-strength, corrosion-resistant 200/300 series stainless steel
- Coated with a non-toxic, halogen-free, low-smoke Nylon 11, protecting cables from damage or interference due to direct contact with the stainless steel
- Nylon 11 is also chemical and weather-resistant, UV-protective, extremely flexible at low temperature, user-friendly on installer's hands and easy on bundles
- Unique buckle design for quick, easy application and re-use

1. *Insert cable tie tail through holding tabs and locking emboss*
2. *Bend cable tie tail up*
3. *Insert cable tie tail back through holding tabs, creating as tight a bend as possible. For increased tensile strength follow steps #4 and #5*
4. *Bend cable tie tail up*
5. *Fold cable tie tail over holding tabs*

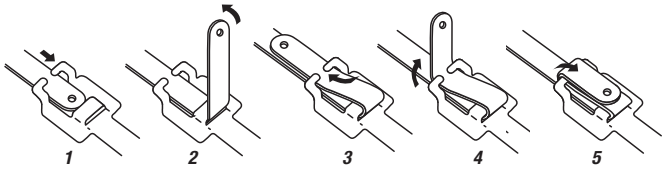

STD. PKG. CAT. NO.	TENSILE STRENGTH LBS./N.	WIDTH IN./MM	LENGTH IN./MM	WEIGHT LBS./KG.	STD. PKG. QTY.
SSR6-250C	75/333.60	.25/6.35	6/152	1.4/.64	100
SSR9-250C	75/333.60	.25/6.35	9/229	1.8/.82	100
SSR12-250C	75/333.60	.25/6.35	12/305	2.1/.95	100
SSR18-250C	75/333.60	.25/6.35	18/457	3.0/1.36	100
SSR24-250C	75/333.60	.25/6.35	24/610	3.7/1.68	100
SSR6-375C	100/444.80	.38/9.53	6/152	1.8/.82	100
SSR9-375C	100/444.80	.38/9.53	9/229	2.0/.91	100
SSR12-375C	100/444.80	.38/9.53	12/305	3.1/1.41	100
SSR18-375C	100/444.80	.38/9.53	18/457	4.4/2.00	100
SSR24-375C	100/444.80	.38/9.53	24/610	6.6/2.99	100
SSR30-375C	100/444.80	.38/9.53	30/762	7.0/3.18	100
SSR36-375C	100/444.80	.38/9.53	36/914	8.3/3.76	100

Material: 200/300 Series Stainless Steel

.015" (.38mm) metal thickness; .045" (1.1mm) coated thickness

NOTE: *This product may be double-wrapped for additional tensile strength. For additional colors and uncoated ties, consult Thomas & Betts Customer Service for pricing and availability.*

For 316 Stainless Steel, add suffix -316 after catalog number. Consult Customer Service for availability.

Quality stainless steel tools for tensioning and installing.

Tensioning Tools

WTAE200
Cable Tie Tensioner



WTAE201
Tensioning Hook

DAS250
Pistol Grip Tensioning Tool

STD. PKG. CAT. NO.	DESCRIPTION	WEIGHT LBS./KG.	STD. PKG. QTY.
WTAE200	Cable Tie Tensioner: For tensioning Reusuable Ties and Multi-Lok Ties	.6/.27	1
WTAE201	Tensioning Hook: For tensioning Reusuable Ties and Multi-Lok Ties	.1/.05	1
DAS250	Pistol Grip Tensioning Tool: For installing Multi-Lok , Ball Lock, & Roller Bar Lock SS Ties	1.0/.45	1

Thomas&Betts
www.tnb.com

United States
Tel: 901.252.8000
800.816.7809
Fax: 901.252.1354

Technical Services
Tel: 888.862.3289

Pre-assembled for single or double wrapping!

Heavy-Duty Free-End Stainless Steel Clamps — Type 201

- Double-wrapped clamps provide **extra** strength
- Available in various lengths, widths, and thicknesses

STD. PKG. CAT. NO.	MAX. DIA. ONCE AROUND IN./MM	MAX. DIA TWICE AROUND IN./MM	TOTAL LENGTH IN./MM	TENSILE STRENGTH SINGLE WRAP LBS/N.	BAND WIDTH IN./MM	BAND THICKNESS IN./MM	WEIGHT LBS./KG.	STD. PKG. QTY.
SSH10-250	2/50	—	10/25	450/2002	.25/6.35	.02/.51	2.2/1.00	100
SSH16-250	3.5/88	1.5/38	16/40	450/2002	.25/6.35	.02/.51	3.1/1.41	100
SSH16-375	3.5/88	1.5/38	16/40	900/4003	.38/9.53	.03/.63	6.2/2.81	100
SSH18-500	4/101	2/50	18/45	1,400/6228	.5/12.70	.03/.76	10.5/4.76	100
SSH19-250	5/127	2.5/63	19/48	450/2002	.25/6.35	.02/.51	3.5/1.59	100
SSH21-625	5/127	2.5/63	21/53	1,700/7562	.63/15.88	.03/.76	15.1/6.85	100
SSH24-750	6/152	3/76	24/60	2,000/8896	.75/19.05	.03/.76	10.9/4.94	50
SSH27-250	7/177	3.5/88	27/68	450/2002	.25/6.35	.02/.51	4.6/2.09	100
SSH31-500	8/203	4/101	31/78	1,400/6228	.5/12.70	.03/.76	4.7/2.13	25
SSH34-250	9/228	4.5/114	34/86	450/2002	.25/6.35	.02/.51	5.6/2.54	100
SSH37-750	10/254	5/127	37/93	2,000/8896	.75/19.05	.03/.76	7.6/3.45	25
SSH44-375	12/304	6/152	44/112	900/4003	.38/9.53	.03/.76	3.6/1.69	25
SSH50-750	14/355	7/177	50/127	2,000/8896	.75/19.05	.03/.76	9.7/4.40	25
SSH56-625	16/406	8/203	56/142	1,700/7562	.63/15.88	.03/.76	9.0/4.08	25
SSH62-750	18/457	9/228	62/157	2,000/8896	.75/19.05	.03/.76	11.6/5.26	25
SSH69-625	20/508	10/254	69/175	1,700/7562	.63/15.88	.00/.76	10.7/4.86	25

Type 201 Stainless Steel

Other Free-End Clamp sizes and metals are available on special order.

Apply tension, cut and secure with confidence!

Installation Tools

WTJ020

Lightweight pocket-sized toll to install ¼" and ⅜" wide Free-End Clamps. This tool also applies tension and has a built-in cutter.

WTC075

Designed to install ¼" to ⅝" wide Free-End Clamps. The lightweight, rachet-action tool tension cuts and secures the buckle tab.

WTC001

A drop-forged tool with tensioning capability to do all ¼" to ¾" Free-End Clamp sizes.

STD. PKG. CAT. NO.	DESCRIPTION	WEIGHT LBS./KG.	STD. PKG. QTY.
WTJ020	Compact Free End Stainless Steel Cable Tie Intallion Tool for ¼" to ⅜" sizes	1.1/.50	1
WTC075	Pistol Grip Free End Stainless Steel Cable Tie Installation Tool for ¼" to ⅝" sizes	2.6/1.18	1
WTC001	Free End Stainless Steel Cable Tie Installation Tool for all sizes	4.4/2.00	1

Ty-Rap® Stainless Steel Cable Ties

Type SS
Mini Stainless Steel Cable Ties

Type SS
Standard Stainless Steel Cable Ties

Type TYS
Multi-Lok Stainless Steel Ties — Uncoated

Type TYS
Multi-Lok Stainless Steel Ties — Coated

Type LS
Heavy-Duty Stainless Steel
Ball-Lock Cable Ties — Uncoated

Type LS
Heavy-Duty Stainless Steel
Ball-Lock Cable Ties — Coated

CAT. NO.		WIDTH IN./MM.	LENGTH IN./MM.	THICKNESS IN./MM	MAX. DIA. SINGLE WRAP IN./MM	MAX. DIA. DOUBLE WRAP IN./MM
Type SS Mini Stainless Steel Cable Ties						
SS7-180		.18/4.50	6.5/165	.02/.51	1.7/43	(single
SS10-180		.18/4.50	10/254	.02/.51	2.8/71	wrap
SS16-180		.18/4.50	16/406	.02/.51	4.7/119	only)
SS23-180		.18/4.50	22.5/572	.02/.51	6/152	
SS29-180		.18/4.50	29.0/737	.02/.51	8/203	
Type SS Standard Stainless Steel Cable Ties						
SS10-250		.25/6.35	10/254	.02/.51	2.1/53	
SS17-250		.25/6.35	16.5/419	.02/.51	4.3/109	(single
SS23-250		.25/6.35	22.5/572	.02/.51	6.5/165	wrap
SS29-250		.25/6.35	29/737	.02/.51	8.5/215	only)
SS35-250		.25/6.35	35/889	.02/.51	10.5/265	
Type TYS Multi-Lok Stainless Steel Cable Ties						
Uncoated	**Nylon 11 Coated**					
TYS6-280	**TYS6-280C**	.28/7.00	6/152	.01/.25	1.9/48	(single
TYS9-280	**TYS9-280C**	.28/7.00	9/229	.01/.25	2.8/71	wrap
TYS12-280	**TYS12-280C**	.28/7.00	12/305	.01/.25	3.8/96	only)
TYS18-280	**TYS18-280C**	.28/7.00	18/457	.01/.25	5.7/144	
TYS24-280	**TYS24-280C**	.28/7.00	24/610	.01/.25	7.6/193	
TYS6-470	**TYS6-470C**	.47/12.00	6/152	.01/.25	1.9/48	
TYS9-470	**TYS9-470C**	.47/12.00	9/229	.01/.25	2.8/71	
TYS12-470	**TYS12-470C**	.47/12.00	12/305	.01/.25	3.8/96	
TYS18-470	**TYS18-470C**	.47/12.00	18/457	.01/.25	5.7/144	
TYS24-470	**TYS24-470C**	.47/12.00	24/610	.01/.25	7.6/193	
Type LS Heavy-Duty Stainless Steel Ball-Lock Cable Ties						
Uncoated						
LS-4.6-200A		.18/4.6	7.9/201	—	2/51	(single
LS-4.6-360A		.18/4.6	14.2/360	—	4/102	wrap
LS-4.6-520A		.18/4.6	20.5/520	—	6/152	only)
LS-4.6-680A		.18/4.6	26.7/679	—	8/203	
LS-4.6-840A		.18/4.6	33.0/838	—	10/254	
LS-7.9-200A		.31/7.9	7.9/201	—	2/51	(single
LS-7.9-360A		.31/7.9	14.2/360	—	4/102	wrap
LS-7.9-520A		.31/7.9	20.5/520	—	6/152	only)
LS-7.9-680A		.31/7.9	26.7/679	—	8/203	
LS-7.9-840A		.31/7.9	33.0/838	—	10/254	
LS-7.9-1010A		.31/7.9	41.3/1050	—	12.5/318	
Uncoated	**Fully Polyester Coated**					
LS-4.6-200B	**LS-4.6-200-C**	.18/4.6	7.9/201	—	2/51	(single
LS-4.6-360B	**LS-4.6-360-C**	.18/4.6	14.2/360	—	4/102	wrap
LS-4.6-520B	**LS-4.6-520-C**	.18/4.6	20.5/520	—	6/152	only)
LS-4.6-680B	**LS-4.6-680-C**	.18/4.6	26.7/679	—	8/203	
LS-4.6-840B	—	.18/4.6	33.0/838	—	10/254	
LS-7.9-200B	**LS-7.9-200-C**	.31/7.9	7.9/201	—	2/51	(single
LS-7.9-360B	**LS-7.9-360-C**	.31/7.9	14.2/360	—	4/102	wrap
LS-7.9-520B	**LS-7.9-520-C**	.31/7.9	20.5/520	—	6/152	only)
LS-7.9-680B	**LS-7.9-680-C**	.31/7.9	26.7/679	—	8/203	
LS-7.9-840B	—	.31/7.9	33.0/838	—	10/254	
LS-7.9-1010B	—	.31/7.9	41.3/1050	—	12.5/318	

Thomas&Betts
www.tnb.com

United States
Tel: 901.252.8000
800.816.7809
Fax: 901.252.1354

Technical Services
Tel: 888.862.3289

Stainless Steel Ties — Specifications

STAINLESS STEEL TYPE	COATING OR FINISH	MIN. LOOP TENSILE STRENGTH SINGLE WRAP LBS./N.	MIN. LOOP TENSILE STRENGTH DOUBLE WRAP LBS./N.	APPLICATION TOOLS USED	GENERAL APPLICATION
304*	Dull to Bright	100/445	(single	**WTA290**	
304*		100/445	wrap	**WTA290**	• Wire/cable bundling
304*		100/445	only)	**WTA290**	• I.D. tagging
304*		100/445		**WTA290**	
304*		100/445		**WTA290**	
304*	Dull to Bright	200/890		**WTA250**	
304*		200/890	(single	**WTA250**	• Wire/cable bundling
304*		200/890	wrap	**WTA250**	• I.D. tagging
304*		200/890	only)	**WTA250**	
304*		200/890		**WTA250**	
316	Uncoated or	250/1,112	(single	**WTAE200**	
316	Nylon 11	250/1,112	wrap	**WTAE200**	
316	Coated Black	250/1,112	only)	**WTAE200**	
316		250/1,112		**WTAE200**	• Self-locking
316		250/1,112		**WTAE201**	• Cable bundling
316		250/1,112		**WTC075**	• Hazardous and corrosive environments
316		250/1,112		**WTC075**	
316		250/1,112		**WTC075**	
316		250/1,112		**WTC075**	
316		250/1,112		**WTC075**	
302/304	Dull	100/445	(single	**DAS250**	
302/304		100/445	wrap	**DAS250**	
302/304		100/445	only)	**DAS250**	
302/304		100/445		**DAS250**	
302/304		100/445		**DAS250**	
302/304		250/1,112		**DAS250**	
302/304		250/1,112		**DAS250**	
302/304		250/1,112		**DAS250**	
302/304		250/1,112		**DAS250**	
302/304		250/1,112		**DAS250**	
302/304		250/1,112		**DAS250**	
316	Uncoated	100/445	(single	**DAS250**	
316	or Fully	100/445	wrap	**DAS250**	• Offshore drilling
316	Polyester	100/445	only)	**DAS250**	• Petrochemical processing
316	Coated Black	100/445		**DAS250**	
316		100/445		**DAS250**	• Shipbuilding
316		250/1,112		**DAS250**	• Food & Beverage processing
316		250/1,112		**DAS250**	
316		250/1,112		**DAS250**	• Pharmaceutical processing
316		250/1,112		**DAS250**	
316		250/1,112		**DAS250**	
316		250/1,112		**DAS250**	

** SS series also available in Type 316 stainless.*

Ty-Rap® Stainless Steel Cable Ties *(continued)*

Type TS
Stainless Steel Self-Locking Cable Ties

Type SSR
Reusable Stainless Steel Cable Ties

Type SSH
Free-End Clamps

CAT. NO.	WIDTH IN./MM.	LENGTH IN./MM.	THICKNESS IN./MM	MAX. DIA. SINGLE WRAP IN./MM	MAX. DIA. DOUBLE WRAP IN./MM
Type TS Stainless Steel Self-Locking Cable Ties					
TS-4.6-200A	.18/4.6	8.8/222.9	—	2/50.8	(single
TS-4.6-360A	.18/4.6	15.3/388.0	—	4/101.6	wrap
TS-4.6-520A	.18/4.6	21.3/540.4	—	6/152.4	only)
TS-4.6-680A	.18/4.6	27.8/705.5	—	8/203.2	
TS-4.6-840A	.18/4.6	33.8/857.9	—	10/254.0	
TS-4.6-200B	.18/4.6	8.8/222.9	—	2/50.8	
TS-4.6-360B	.18/4.6	15.3/388.0	—	4/101.6	
TS-4.6-520B	.18/4.6	21.3/540.4	—	6/152.4	
TS-4.6-680B	.18/4.6	27.8/705.5	—	8/203.2	
TS-4.6-840B	.18/4.6	33.8/857.9	—	10/254.0	
Type SSR Reusable Stainless Steel Cable Ties					
SSR6-250C	.25/6.35	6/152	.02/.51	1.5/38	N/A
SSR9-250C	.25/6.35	9/229	.02/.51	2.5/63	1.1/28
SSR12-250C	.25/6.35	12/305	.02/.51	3.4/86	1.5/38
SSR18-250C	.25/6.35	18/457	.02/.51	5.4/137	2.5/64
SSR24-250C	.25/6.35	24/610	.02/.51	7.3/185	3.5/89
SSR6-375C	.38/9.53	6/152	.02/.51	1.5/38	N/A
SSR9-375C	.38/9.53	9/229	.02/.51	2.5/63	1.1/28
SSR12-375C	.38/9.53	12/305	.02/.51	3.4/86	1.5/38
SSR18-375C	.38/9.53	18/457	.02/.51	5.4/137	2.5/64
SSR24-375C	.38/9.53	24/610	.02/.51	7.3/185	3.5/89
SSR30-375C	.38/9.53	30/762	.02/.51	9.1/231	4.4/112
SSR36-375C	.38/9.53	36/914	.02/.51	11.0/280	5.3/135
Type SSH Free-End Clamps					
SSH10-250	.25/6.35	10/250	.02/.51	2.0/50	—
SSH16-250	.25/6.35	16/400	.02/.51	3.5/88	1.5/38
SSH19-250	.25/6.35	19/480	.02/.51	5.0/127	2.5/63
SSH27-250	.25/6.35	27/680	.02/.51	7.0/177	3.5/88
SSH34-250	.25/6.35	34/860	.02/.51	9.0/228	4.5/114
SSH16-375	.38/9.53	16/400	.03/.76	3.5/88	1.5/38
SSH44-375	.38/9.53	44/1,120	.03/.76	12.0/304	6.0/152
SSH18-500	.5/12.70	18/460	.03/.76	4.0/101	2.0/50
SSH31-500	.5/12.70	31/780	.03/.76	8.0/203	4.0/101
SSH21-625	.63/15.88	21/530	.03/.76	5.0/127	2.5/63
SSH56-625	.63/15.88	56/1,420	.03/.76	16.0/406	8.0/203
SSH69-625	.63/15.88	69/1,750	.03/.76	20.0/508	10.0/254
SSH24-750	.75/19.05	24/600	.03/.76	6.0/152	3.0/76
SSH37-750	.75/19.05	37/940	.03/.76	10.0/254	5.0/127
SSH50-750	.75/19.05	50/1,270	.03/.76	14.0/355	7.0/177
SSH62-750	.75/19.05	62/1,570	.03/.76	18.0/457	9.0/228

Thomas&Betts
www.tnb.com

United States
Tel: 901.252.8000
800.816.7809
Fax: 901.252.1354

Technical Services
Tel: 888.862.3289

Stainless Steel Ties — Specifications

STAINLESS STEEL TYPE	COATING OR FINISH	MIN. LOOP TENSILE STRENGTH SINGLE WRAP LBS./N.	MIN. LOOP TENSILE STRENGTH DOUBLE WRAP LBS./N.	APPLICATION TOOLS USED	GENERAL APPLICATION
302/304	—	150/667.20	(single	**DAS250**	
302/304		150/667.20	wrap	**DAS250**	• High temperatures
302/304		150/667.20	only)	**DAS250**	• Marine/salt water
302/304		150/667.20		**DAS250**	applications
302/304		150/667.20		**DAS250**	• Harsh or corrosive
316		150/667.20		**DAS250**	environments
316		150/667.20		**DAS250**	• Washdown areas
316		150/667.20		**DAS250**	
316		150/667.20		**DAS250**	
316		150/667.20		**DAS250**	
200/300	Nylon 11 Coated	75/334	300/1,334	**WTAE200**	
200/300	(Uncoated or other	75/334	300/1,334	**WTAE200**	
200/300	colors available on	75/334	300/1,334	**WTAE200**	• Reusable
200/300	special order)	75/334	300/1,334	**WTAE200**	• Cable bundling
200/300		75/334	300/1,334	**WTAE200**	• Oil rigs
200/300		100/445	500/2,224	**WTAE200**	• Telecommuni-
200/300		100/445	500/2,224	**WTAE200**	cations towers
200/300		100/445	500/2,224	**WTC075**	• Hazardous
200/300		100/445	500/2,224	**WTC075**	and corrosive
200/300		100/445	500/2,224	**WTC075**	environments
200/300		100/445	500/2,224	**WTC075**	• Cable trays
200/300		100/445	500/2,224	**WTC075**	
201	Bright	450/2,002	1,200/5,338	**WTJ020/WTC075/WTC001**	
201		450/2,002	1,200/5,338	**WTJ020/WTC075/WTC001**	
201		450/2,002	1,200/5,338	**WTJ020/WTC075/WTC001**	
201		450/2,002	1,200/5,338	**WTJ020/WTC075/WTC001**	
201		450/2,002	1,200/5,338	**WTJ020/WTC075/WTC001**	
201		900/4,003	2,400/10,675	**WTJ020/WTC075/WTC001**	• Industrial hoses
201		900/4,003	2,400/10,675	**WTJ075/WTC001**	• Cable bundling
201		1,400/6,227	3,300/14,678	**WTJ075/WTC001**	• High strength
201		1,400/6,227	3,300/14,678	**WTJ075/WTC001**	
201		1,700/7,562	4,000/17,792	**WTJ075/WTC001**	
201		1,700/7,562	4,000/17,792	**WTJ075/WTC001**	
201		1,700/7,562	4,000/17,792	**WTC001**	
201		2,000/8,896	5,000/22,240	**WTC001**	
201		2,000/8,896	5,000/22,240	**WTC001**	
201		2,000/8,896	5,000/22,240	**WTC001**	
201		2,000/8,896	5,000/22,240	**WTC001**	

Ty-Rap® Stainless Steel Cable Ties have passed a variety of mechanical, environmental, and electrical tests. Other data can be made available upon request.

Boiler rooms, shipyards, or off-shore oil platforms — a match for any severe environment!

Stainless Steel Strap Cable Ties

- Stainless steel strap cable ties have been designed for high-temperature applications and for use in areas of harsh, corrosive environments
- Rated at 200-lb. tensile strength
- Smooth edges protect both the cable insulation and the installer

STD PKG. CAT. NO.	BODY WIDTH IN./MM.	LENGTH IN./MM.	MAX. WIRE BUNDLE DIA. IN./MM.	TENSILE STRENGTH LBS./N.	STD. PKG. QTY.
TYS8	.31/7.87	10.65/270.51	2/50.80	200/889.60	50
TYS14	.31/7.87	14.65/372.11	4/101.60	200/889.60	50
TYS22	.31/7.87	22.65/575.31	6/152.40	200/889.60	50
TYS28	.31/7.87	28.65/727.71	8/203.20	200/889.60	50

NOTE: *Use WT3S Tool for tensioning and cutoff*
Cannot be coated with any covering material
Made of 316 stainless steel

1,000-ft. reel to cut your desired length!

Stainless Steel Strapping on a Reel

STD. PKG. CAT. NO.	DESCRIPTION	WIDTH IN./MM.	STRENGTH LBS./N.	STD. PKG. QTY.
TYS1000	1,000-ft. of strap, 2 reels of 500 ft. each	.31/7.87	200/889.60	1

Stainless steel ties of virtually any length can be produced from the 1,000-ft. reel in combination with the matching head.

NOTE: *Use WT3S tool for tensioning and cutoff*

A perfect mate with cable ties for tensioning and cutoffs.

Ty-Rap® Stainless Steel Cable Tie Installation Tools

STD. PKG. CAT. NO.	DESCRIPTION	STD. PKG. QTY.
WT3S	Installs strapping ties	1
DAS250	Installs multi-lok, ball lock, and roller bar lock stainless steel ties	1

Lockable heads for stainless steel strapping.

Stainless Steel Strapping Locking Heads

STD. PKG. CAT. NO.	DESCRIPTION	STD. PKG. QTY.
TYS5200H	Heads only for stainless strapping	50

Long-lasting anchor hold.

Stainless Steel Mounting Base

STD. PKG. CAT. NO.	DESCRIPTION	STD. PKG. QTY.
TCS25	Mounting base for stainless steel ties	50

Thomas&Betts
www.tnb.com

United States
Tel: 901.252.8000
800.816.7809
Fax: 901.252.1354

Technical Services
Tel: 888.862.3289

S.S. Tape Embossing System and Stainless Steel I.D. Tags

Identify cable bundles with permanent, stainless steel imprintable tags.

I.D. Tagging System

- Apply Type 304 stainless steel tags with stainless steel cable ties
- Easy-to-use — slip a tie through the slots in the tag and fasten with the installaton tool
- Works with ¼" wide ties
- .015" Thickness

STD. PKG. CAT. NO.	W IN./MM.	L IN./MM.	WT. LBS./N.	STD. PKG. QTY.
SSID100	.75/19.05	2.0/50.80	0.5/2.22	100
SSID101	1.50/38.10	2.5/63.50	1.2/5.34	100
SSID102	.75/19.05	3.5/88.90	0.8/3.56	100

Packaging Quantity: 100/box

NOTE: *Customized pre-embossed tags are available. Please consult Technical Service for details.*

Add suffix (316) for 316 Stainless Steel.

No second guessing — quickly and accurately position I.D. tags!

I.D. Tag Imprinter

- Imprint Thomas & Betts stainless steel I.D. tags
- Includes special tag holder for secure positioning and a 3⁄32" character imprinting wheel, standard *(no substitutions allowed)*

CAT. NO.	DESCRIPTION	WEIGHT LBS./N.
WTID200	I.D. Tag Imprinter	29.5/131.2
WTID290	3⁄32" Character Imprinting Wheel	—
WTID281	⅛" Character Imprinting Wheel	—
WTID283	3⁄16" Character Imprinting Wheel	—
WTID204	(Kit) WTID200 and WTID 283	—

Packaging Quantity: 1/box

Letters, numbers, and symbols — create easy-to-use custom identifications!

Thomas & Betts Stainless Steel I.D. Tag



- Slip tags over carriers or strips (**below**) and attach to your cable or hose with a variety of Thomas & Betts Stainless Steel Cable Ties

STD. PKG. CAT. NO.	DESCRIPTION	LENGTH IN./MM.	WIDTH IN./MM.	WT. PER 100	STD. PKG. QTY
ER010	A	.45/2.00	.38/1.69	.31	100
ER011	B	.45/2.00	.38/1.69	.31	100
ER012	C	.45/2.00	.38/1.69	.31	100
ER013	D	.45/2.00	.38/1.69	.31	100
ER014	E	.45/2.00	.38/1.69	.31	100
ER015	F	.45/2.00	.38/1.69	.31	100
ER016	G	.45/2.00	.38/1.69	.31	100
ER017	H	.45/2.00	.38/1.69	.31	100
ER018	I	.45/2.00	.38/1.69	.31	100
ER019	J	.45/2.00	.38/1.69	.31	100
ER020	K	.45/2.00	.38/1.69	.31	100
ER021	L	.45/2.00	.38/1.69	.31	100
ER022	M +W	.45/2.00	.38/1.69	.31	100
ER023	N	.45/2.00	.38/1.69	.31	100
ER024	O	.45/2.00	.38/1.69	.31	100
ER025	P	.45/2.00	.38/1.69	.31	100
ER026	Q	.45/2.00	.38/1.69	.31	100
ER027	R	.45/2.00	.38/1.69	.31	100
ER028	S	.45/2.00	.38/1.69	.31	100
ER029	T	.45/2.00	.38/1.69	.31	100
ER030	U	.45/2.00	.38/1.69	.31	100
ER031	V	.45/2.00	.38/1.69	.31	100
ER032	X	.45/2.00	.38/1.69	.31	100
ER033	Y	.45/2.00	.38/1.69	.31	100
ER034	Z	.45/2.00	.38/1.69	.31	100
ER018	1	.45/2.00	.38/1.69	.31	100
ER037	2	.45/2.00	.38/1.69	.31	100
ER038	3	.45/2.00	.38/1.69	.31	100
ER039	4	.45/2.00	.38/1.69	.31	100
ER040	5	.45/2.00	.38/1.69	.31	100
ER041	6	.45/2.00	.38/1.69	.31	100
ER021	7	.45/2.00	.38/1.69	.31	100
ER042	8	.45/2.00	.38/1.69	.31	100
ER041	9	.45/2.00	.38/1.69	.31	100
ER024	0	.45/2.00	.38/1.69	.31	100
ER035	Minus/Hyphen (-)	.45/2.00	.38/1.69	.31	100
ER036	Blank ( )	.45/2.00	.38/1.69	.31	100
ER046	Plus (+)	.45/2.00	.38/1.69	.31	100
ER047	Earth (⊕)	.45/2.00	.38/1.69	.31	100
ER048	Sine (~)	.45/2.00	.38/1.69	.31	100
ER049	Slash (/)	.45/2.00	.38/1.69	.31	100

Character size: .218" Material: .025" 316 stainless steel

Thomas & Betts S.S. I.D. Tag Strips/Carriers



STD. PKG. CAT. NO.	DESCRIPTION	LENGTH IN./MM.	WIDTH IN./MM.	WT. PER 100	STD. PKG. QTY.
ER043	6-Character Carrier	3.64/92.46	.38/9.65	.73	100
ER044	10-Character Carrier	5.14/130.56	.38/9.65	1.25	100
ER045	16-Character Carrier	7.39/187.71	.38/9.65	1.47	100
ER050	Short Strip	4.25/107.95	.38/9.65	.98	100
ER051	Medium Strip	5.75/146.05	.38/9.65	1.33	100
ER052	Long Strip	8.00/203.20	.38/9.65	1.85	100
ER060	I.D. Tag Kit	—	—	—	1

I.D. Tag Kit contains 50 of each letter, number, symbol, carrier, and strip in a handy carrying case.

Spring feature provides an extra-snug fit!

Stainless Steel Ties with Roller Bar Locking Mechanism

Thomas & Betts offers a line of self-locking, stainless steel ties for indoor and outdoor use. This low-profile design features an internal locking roller bar and spring-tension head that ensures a secure fit.

Features and Benefits

- Spring feature provides extra-snug fit in applications where bundle tightness is critical
- Internal locking roller bar (average slip, within the locking mechanism at 100 lb. (444.8 N) load is 55% lower than conventional ball lock design)
- Rounded edges and smooth surfaces for fast, safe hand installation
- Buckle length is 38% less and height is 24% less than the conventional ball-locking design
- 5 standard lengths with custom lengths available
- Available in two grades of stainless steel (302/304 for standard applications and 316 for extra corrosion resistance)

Ideal Applications

- High-temperature locations
- Marine environment (ship building, salt water environment)
- Harsh environment (oil rigs, refineries, mills food processing plants, auto car washers)
- Wash down areas

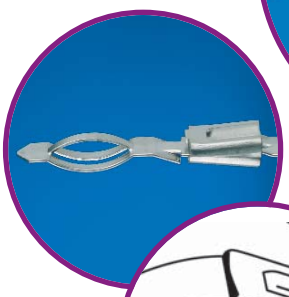

Unique Spring-Tension Head Design provides extra-snug fit where bundle tightness is critical.

Roller Locking Mechanism vs. Ball Locking Mechanism

CHARACTERISTIC	SELF-LOK	BALL LOCK
Rating (lbs./n)	150/667.20	100/444.80
Buckle Length (inch/mm)	.260/6.604	.420/10.668
Height over Buckle (inch/mm)	.130/3.302	.170/4.318
Avg. Slip @ 100lb. Load (inch/mm)	.090/2.286	.200/5.080
Normal Mode of Failure	Cont. Slip	Loss of Ball
Buckle Retention	Smooth ID	Fold Under
Tie Length	Same	Same
Material	304 or 316 SS	304 or 316 SS

How It Works

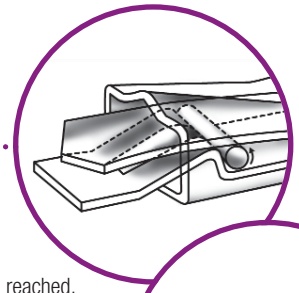

Insert the tail into the buckle. The internal locking bar rolls freely as the tie is tightened.

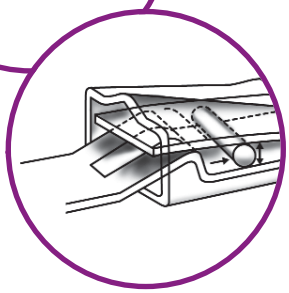

Once the proper tension is reached, the tool automatically cuts off the tail. The bar then wedges into the buckle, locking it tightly against both the top and bottom of the band.

Application Tool

DAS250 HAND TOOL (see **page D-60**)

Ordering Information

STD. PKG. CAT. NO.	LENGTH IN./MM	WIDTH IN./MM	MAX. BUNDLE DIA. IN./MM	TENSILE STRENGTH LBS./N	STD. PKG. QTY.
302/304 Grade Stainless Steel					
TS-4.6-200A	8.8/222.9	0.18/4.6	2/50.8	150/667.20	100
TS-4.6-360A	15.3/388.0	0.18/4.6	4/101.6	150/667.20	100
TS-4.6-520A	21.3/540.4	0.18/4.6	6/152.4	150/667.20	100
TS-4.6-680A	27.8/705.5	0.18/4.6	8/203.2	150/667.20	100
TS-4.6-840A	33.8/857.9	0.18/4.6	10/254.0	150/667.20	100
316 Grade Stainless Steel					
TS-4.6-200B	8.8/222.9	0.18/4.6	2/50.8	150/667.20	100
TS-4.6-360B	15.3/388.0	0.18/4.6	4/101.6	150/667.20	100
TS-4.6-520B	21.3/540.4	0.18/4.6	6/152.4	150/667.20	100
TS-4.6-680B	27.8/705.5	0.18/4.6	8/203.2	150/667.20	100
TS-4.6-840B	33.8/857.9	0.18/4.6	10/254.0	150/667.20	100

Thomas&Betts
www.tnb.com

United States
Tel: 901.252.8000
800.816.7809
Fax: 901.252.1354

Technical Services
Tel: 888.862.3289

Engineered to withstand the harshest environments!

LS-7.9-200-C

LS-4.6-200A

Heavy-Duty Stainless Steel Ball-Lock Cable Ties

These one-piece, self-locking stainless steel cable ties offer quick and easy installation — no crimping or folding required — and a strong, reliable lock. Choose among a variety of sizes and materials to meet all of your wire and cable bundling needs, even in the most extreme environments.

Fast, easy installation

- Self-locking — no time-consuming crimping or folding required
- Stainless steel ball in low-profile, wedge-shaped head locks tie securely in place
- Angled tail enables fast, easy insertion
- Rounded edges and smooth surfaces protect installer's hands

Wide range of sizes

- Six standard lengths cover most applications with custom lengths available
- Two standard widths offer tensile strength of 100 lbs. (444.8 N) or 250 lbs. (1,112 N)

Three materials suit a variety of environments

- 302/304 grade stainless steel for standard applications
- 316 grade (marine-grade) stainless steel for extra corrosion resistance
- 316 grade (marine-grade) stainless steel, fully coated with low-smoke, Halogen-free polyester to withstand continuous exposure to salt spray, sunlight, petroleum and chemicals

NEW!

Typical Applications

- Offshore drilling
- Petrochemical processing
- Shipbuilding
- Food and beverage processing
- Pharmaceutical processing

Specifications

- Operating Temp. Range:
  Uncoated: -112º F to 1,000º F (-80º C to 538º C)
  Coated: -40º F to 302º F (-40º C to 150º C)
- Approvals/Standards: UL, CE, Lloyd's Register, Germanischer Lloyd, American Bureau of Shipbuilding, Det Norske Veritas, RoHS compliant

Application Tool

DAS250 HAND TOOL (see **page D-60**)

(Adjustable tension, automatic cut-off)

For a complete listing of Application Tools, see pages D-58–D-60.

Ordering Information

UNCOATED 302/304 GRADE STAINLESS STEEL	UNCOATED 316 GRADE STAINLESS STEEL	FULLY COATED 316 GRADE STAINLESS STEEL	LENGTH IN./MM	WIDTH IN./MM	MAX. BUNDLE DIA. IN./MM	TENSILE STRENGTH LBS./N	STD. PKG. QTY.
LS-4.6-200A	**LS-4.6-200B**	**LS-4.6-200-C**	7.9/201	0.18/4.6	2/51	100/445	100
LS-4.6-360A	**LS-4.6-360B**	**LS-4.6-360-C**	14.2/360	0.18/4.6	4/102	100/445	100
LS-4.6-520A	**LS-4.6-520B**	**LS-4.6-520-C**	20.5/520	0.18/4.6	6/152	100/445	100
LS-4.6-680A	**LS-4.6-680B**	**LS-4.6-680-C**	26.7/679	0.18/4.6	8/203	100/445	100
LS-4.6-840A	**LS-4.6-840B**	**—**	33.0/838	0.18/4.6	10/254	100/445	100
LS-7.9-200A	**LS-7.9-200B**	**LS-7.9-200-C**	7.9/201	0.31/7.9	2/51	250/1,112	50
LS-7.9-360A	**LS-7.9-360B**	**LS-7.9-360-C**	14.2/360	0.31/7.9	4/102	250/1,112	50
LS-7.9-520A	**LS-7.9-520B**	**LS-7.9-520-C**	20.5/520	0.31/7.9	6/152	250/1,112	50
LS-7.9-680A	**LS-7.9-680B**	**LS-7.9-680-C**	26.7/679	0.31/7.9	8/203	250/1,112	50
LS-7.9-840A	**LS-7.9-840B**	**—**	33.0/838	0.31/7.9	10/254	250/1,112	50
LS-7.9-1010A	**LS-7.9-1010B**	**—**	41.3/1050	0.31/7.9	12.5/318	250/1,112	50

United States
Tel: 901.252.8000
800.816.7809
Fax: 901.252.1354

Technical Services
Tel: 888.862.3289

Ty-Rap®

DELTEC® Cable Support System

Strong, long-life and cost-saving method of securing communication cables.

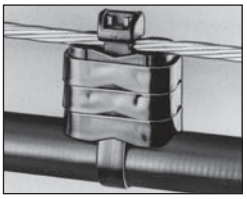



The Deltec® Cable Support System

The Deltec® Cable Support System is a user-friendly product designed to provide ease and flexibility in fastening communications cables to messenger strand. It is equally well suited for copper conductor cable, coaxial cable, fiber optic cable and inner duct in aerial applications.

The Deltec® system answers your aerial cable needs with innovative design and state-of-the-art materials. This system includes weather-resistant acetal cable straps, marine grade locking devices, and base hanger accessories for specific applications where mounting is required.

Pre-assembled Deltec® cable straps are available in standard lengths of 10" (254 mm), 13.5" (342.9 mm), and 27" (685.8 mm). Convenient 50' (15.24 m) to 3500' (1066.8 m) reels where specific lengths need to be established by the installer in the field are available. Additional "standard" lengths can be established for applications where higher volumes prevail.

Advantages of the Deltec® System Include:

- Proven years of service
- No sharp edges — craft friendly! Cable friendly!
- Ease of installation — one wrap, no re-treading of re-strap
- Lowers installation costs
- High tensile strength after fastening
- Total flexibility in lengths when using reel
- Stackable spacers accommodate all cable sizes — no need to stock multiple sizes of individual height spacers
- Spacer designed to retain strap on each side and cradle the cable, providing restricted movement of spacer and preventing damage to cable
- In situations where multiple cables are supported, the T&B TCP360 stackable spacer may be rotated 90˚ and installed similarly to a single cable, yet provide the same restricting features (unlike those commonly used today)
- Month and year of manufacture stamped into strap material
- Squirrels and vermin won't eat it!

Extra security!

Cable Tie with Double-Locking Head

The recommended maximum continuous static loading for the DELTEC® straps is 20 lbs. per strap. For best results, suggested spacing is 15". It's the responsibility of the user to determine whether or not their application meets our recommendation.

NOTE: Use WT3D Tool for tensioning and cutoff.

Specifications

- Strap and Body: Weatherable acetal; offers superior resistance to sunlight, moisture, and salt environments
- Locking Device: Marine-grade corrosion-resistant copper alloy
- Deltec System Temperature Range: -30° F to 150° F; (-34˚ C to 66˚ C)
- Minimum Tensile Strength: 250 lbs. minimum (1,211 N)
- Outdoor Life: Designed to last a minimum of 20 years
- Continuous Load: 20 lbs. (9.07 kg)
- Continuous Use Temperature: -85º F to 194º F; (-65˚ C to 90˚ C)
- Color: Black

STD. PKG. CAT. NO.	BODY WIDTH IN./MM.	MAX. WIRE LENGTH IN./MM.	BUNDLE DIA. IN./MM.	TENSILE STRENGTH LBS./N.	STD. PKG. QTY.
TYD10M	.5/12.70	10/254.00	3/76.20	250/1,112	25
TYD510M	.5/12.70	51.2/1300.48	16/406.40	250/1,112	50
TYD5135M	.5/12.70	13.5/342.90	3.5/88.90	250/1,112	25
TYD5270M	.5/12.70	27/685.80	8/203.20	250/1,112	10

Thomas&Betts
www.tnb.com

United States
Tel: 901.252.8000
800.816.7809
Fax: 901.252.1354

Technical Services
Tel: 888.862.3289

One spacer for any cable size!

Modular Stackable Cable Spacers

- Stackable for any desired spacing
- Less inventory — one catalog number
- ½" high

STD PKG. CAT. NO.	DESCRIPTION	STD. PKG. QTY.
TCP5255	Modular Stackable Spacer for DELTEC® Straps	25
TCP360	For Coaxial Cable	100

- *Made of weather-resistant polypropylene*
- *Color — Black*

Heads for DELTEC® strap!

Locking Heads

STD PKG. CAT. NO.	DESCRIPTION	STD. PKG. QTY.
TYD-LH	Heads only for DELTEC Strap	25
696-41795	Heads only for DELTEC Strap	1,000

- *Made of weatherable acetal*
- *Color — Black*

Secures cables to all types of surfaces.

DELTEC® Base and Hanger



STD PKG. CAT. NO.	DESCRIPTION	STD. PKG. QTY.
CSS-B	Base for Deltec® Strap	50
CSS-H	Hanger for Deltec® Strap	50

- *Made of zinc-plated steel*

Install ties easily!

Installation/Cutting Tool

STD PKG. CAT. NO.	DESCRIPTION	RANGE	WT. EACH	STD. PKG. QTY.
WT3D	Installs self-locking Ty-Rap® cable ties and Thomas & Betts lashing ties	.184 thru .500	8 oz.	1

Convenient and easy to use!

DELTEC® Strap Dispenser on Reels

STD PKG. CAT. NO.	DESCRIPTION	TENSILE STRENGTH LBS./N.	BODY WIDTH IN./MM.	STD. PKG. QTY.
TYD-50R	50' Reel of Strap	250/1,112	.50/12.70	1
696-41794	1,000' Reel of Strap	250/1,112	.50/12.70	1
696-41952	3,500' Reel of Strap	250/1,112	.50/12.70	1

Ty-Rap®

Lashing Straps

Resistant to UV light, chemicals, and lower in moisture absorption.

Weather-Resistant Nylon 12 Messenger Hanger and Hanger Straps (Releasable)

Nylon 12 is a lower, moisture-absorbing material than 6.6 nylon — making the effect of water on properties much less.

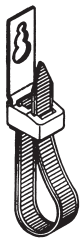

Weather-Resistant, Nylon 12 Messenger Hanger Straps (releasable)

STD. PKG. CAT. NO.	BODY WIDTH IN./MM.	LENGTH IN./MM.	MAX. WIRE BUNDLE DIA. IN./MM.	HOOK MATERIAL	TENSILE STRENGTH LBS./N.	STD. PKG. QTY.
Weather-Resistant Nylon 12 Messenger Hanger Straps (Releasable)						
TYM5412X	.5/12.7	12/304.8	3/76.2	Bronze	200/889.6	50
TYM5418X	.5/12.7	18/457.2	5/127	Bronze	200/889.6	25
TYM5423X	.5/12.7	24/609.6	7/177.8	Bronze	200/889.6	25
TYM5430X	.5/12.7	30/762.0	9/228.6	Bronze	200/889.6	25
TYM5436X	.5/12.7	36/914.4	11/279	Bronze	200/889.6	25
TYM5412X-S	.5/12.7	12/304.8	3/76.2	Stainless Steel	200/889.6	50
TYM5418X-S	.5/12.7	18/457.2	5/127	Stainless Steel	200/889.6	25
TYM5423X-S	.5/12.7	24/609.6	7/177.8	Stainless Steel	200/889.6	25
TYM5430X-S	.5/12.7	30/762.0	9/228.6	Stainless Steel	200/889.6	25
TYM5436X-S	.5/12.7	36/914.4	11/279	Stainless Steel	200/889.6	25
Weather-Resistant Nylon 12 Hanger Strap (Releasable)						
TY54407X	.5/12.7	6.36/151.54	2/50.8	Steel	200/889.6	50
TY54413X	.5/12.7	13.75/349.25	4/101.6	Steel	200/889.6	25

The recommended, maximum continuous static loading for the nylon 12 straps is 25 lbs. per strap. For best results, suggested spacing is 15". It's the responsibility of the user to determine whether or not their application meets our recommendation. Hook will accommodate ½" dia. messenger wire.

- *Color – Black* *For use in temperatures ranging from –40° F to 176° F (-40° C to 80° C).*

Retains original shape after compression.

Stud Buttons



- Part numbers contain recommended mounting hole diameters
- For use with Catamount strapping or panel thickness through .165" with mounting holes through #¼
- Stocked in heat-stabilized Black Nylon for high heat applications
- UL Flammability 94 V-2

BULK PKG. CAT. NO.	H HEAD DIA. IN./MM.	A IN./MM.	C IN./MM.	D IN./MM.	L IN./MM.	BULK PKG. QTY.
BTNY-167-0-D	.34/8.64	.13/3.30	.20/5.08	.17/4.32	.30/7.62	500
BTNY-203-0-D	.47/11.94	.16/4.06	.24/6.10	.20/5.08	.36/9.14	500
BTNY-265-0-D	.58/14.73	.17/4.32	.30/7.62	.26/6.60	.41/10.41	500

Carbon black prolongs the cable tie's life — UV protective, too!

Heavy-Duty Lashing Tie (Releasable)

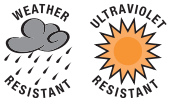

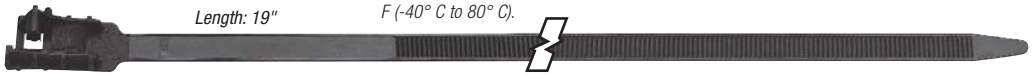

Length: 19"

STD. PKG. CAT. NO.	BULK PKG. CAT. NO.	BODY WIDTH IN./MM.	LENGTH IN./MM.	MAX. WIRE BUNDLE DIA. IN./MM.	TENSILE STRENGTH LBS./N.	STD. PKG. QTY.	BULK PKG. QTY.
TY5409	**TY409**	.5/12.7	19/482.6	4.75/120.65	200/889.6	25	100

Heavy-duty and made of weather-resistant nylon. For use in temperatures ranging from –40° F to 176° F (-40° C to 80° C).

An absolute in chemical environments when nylon isn't applicable.

Weather-Resistant Polypropylene Lashing and Hanger Lashing Tie (Releasable)

Chemical exposure directly affects the life of a cable tie making polypropylene ties an ideal choice. Black is usable for outdoor use, too.

STD. PKG. CAT. NO.	BODY WIDTH IN./MM.	LENGTH IN./MM.	MAX. WIRE BUNDLE DIA. IN./MM.	TENSILE STRENGTH LBS./N.	STD. PKG. QTY.
Weather-Resistant Polypropylene Lashing Tie (Releasable)					
TY5418PX	.5/12.7	18/457.2	5/127.0	150/667.2	25
TY5424PX	.5/12.7	24/609.6	7/177.8	150/667.2	25
TY5442PX	.5/12.7	42/1066.8	12/304.8	150/667.2	10
TY5460PX	.5/12.7	60/1524	18/457.2	150/667.2	10
Weather-Resistant Polypropylene Hanger Lashing Tie (Releasable)					
TY53418PX		.5/12.7	18/457.2	5	25

Made of black weather-resistant polypropylene for outdoor use.
For use in temperatures ranging from –40° F to 176° F (-40° C to 80° C).

Strapping Accessories Reference

STRAPPING NUMBER	STRAP-TITE BUCKLE	MOUNTING TAB	MOUNTING CRADLE	STUD BUTTONS	MACHINE SCREW
S2NY-096-0-C	—	M4NY-203-0-D	C4NY-203-0-D	BTNY-096-0-D	#2
S4NY-128-0-C	—	M4NY-203-0-D	C4NY-203-0-D	—	#5
S4NY-140-0-C	—	M4NY-203-0-D	C4NY-203-0-D	—	#6
S4NY-167-0-C	B4NY-167-0-D	M4NY-203-0-D	C4NY-203-0-D	BTNY-167-0-D	#8
S4NY-167X-0-C	B4NY-167-0-D	M4NY-203-0-D	C4NY-203-0-D	BTNY-167-0-D	#8
S6NY-000-0-C	—	M6NY-265-0-D	—	—	—
S6NY-167-0-C	—	M6NY-265-0-D	—	—	#8

STRAPPING NUMBER	STRAP-TITE BUCKLE	MOUNTING TAB	STUD BUTTONS	MACHINE SCREW
S6NY-203-0-C	B6NY-203-0-D	M6NY-265-0-D	BTNY-203-0-D	#10
S6NY-203X-0-C	B6NY-203-0-D	M6NY-265-0-D	BTNY-203-0-D	#10
S7NY-265-0-C	B7NY-265-0-D	M7NY-328-0-D	BTNY-265-0-D	#¼
S7NY-265X-0-C	B7NY-265-0-D	M7NY-328-0-D	BTNY-265-0-D	#¼
S7NY-281-0-C	—	M7NY-328-0-D	—	#¼
S9NY-203-0-C	—	—	BTNY-203-0-D	#10
S9NY-265-0-C	—	—	BTNY-265-0-D	#¼
S9NY-390-0-C	—	—	—	#⅜

Thomas&Betts
www.tnb.com

United States
Tel: 901.252.8000
800.816.7809
Fax: 901.252.1354

Technical Services
Tel: 888.862.3289

New version available — UL94V-2 rated material.

FO Series Loop Ties

Wrap pre-determined bundle diameters using the convenient slotted head!

FOL Series Buckle Ties

Polymer buckles provide added strength and stability.

FOS Series Strip Ties

Pre-cut lengths make bundling a cinch!



FOR Series Rolled Hook and Loop

Rolled hook and loop material enables custom cut lengths, avoiding waste.

Fasteners available in these colors: Black, Brown, Red, Orange, Yellow, Green, Blue, Gray, and White. Please consult customer service for delivery and availability.

FO, FOL, FOS and FOR Series

- High-quality Hook & Loop Fasteners designed specifically for Thomas & Betts
- Enables quick and convenient bundling of data and fiber optic cables
- Sizes available to accommodate varying bundle diameters
- Screw and adhesive mounting bases provide multiple mounting options

STD. PKG. CAT. NO.	MIN. TENSILE STRENGTH LBS./N.	MAX. BUNDLE DIA. IN./MM.	LENGTH IN./MM.	WIDTH IN./MM.	STD. PKG. QTY.
FO Series Loop Ties					
FO200-40-0	40/177.9	2.0/50.80	9/228.6	.50/12.7	10
FO200-50-0	50/222.4	2.0/50.80	9/228.6	.75/19.05	10
FO350-40-0	50/222.4	3.5/88.90	13/330.2	.50/12.7	10
FO350-50-0	50/222.4	3.5/88.90	13/330.2	.75/19.05	10
FOL Series Buckle Ties					
FOL300-50-0	50/222.4	3.0/76.20	12/304.8	.75	10
FOL500-50-0	50/222.4	5.0/127.0	18/457.2	.75	10
FOS Series Strip Ties					
FOS150-50-0	50/222.4	1.5/38.10	6/152.4	—	10
FOS320-50-0	50/222.4	3.2/81.28	12/304.8	—	10
FOS500-50-0	50/222.4	5.0/127.00	18/457.2	—	10
FOR Series Rolled Hook and Loop					
FOR180-50-0	50/222.4	Various	180/4572	—	1

• Black is standard color.
• Multiple colors available for identifying specific bundles
**Add — "FR" for UL94V-2 rated material, after color choice.*
Contact Customer Service for availability and delivery.

Two mounting bases designed for use with hook and loop fasteners.

Nylon 6.6 Mounting Bases

BULK PKG. CAT. NO.	DESCRIPTION	SCREW SIZE	MAXIMUM TIE WIDTH ACCOM.	BULK PKG. QTY.
TC368	2" x 2" Screw Mounted	#8	0.75/19.05	500
TC368A	2" x 2" Adhesive Mounted	#8	0.75/19.05	500

–40ºF/–40ºC to 176ºF/80ºC
• Natural nylon color.

Ty-Rap®

Low-Profile All Nylon Cable Ties

Ideal for precision bundling!

Low-Profile All-Nylon 6.6 Cable Ties

- Low-profile, contoured head reduces clearance required for the bundle and enhances the appearance of your harness
- The safeguard wall eliminates exposure to sharp edges
- The saddleback fits snug against the contour of the wiring harness
- Sizes and colors available to accommodate varying requirements

Low-profile contoured head compared with the profile of a common cable tie.

This fastener design from Thomas & Betts is ideal for use where clearance is a necessity. A unique saddleback design curves to form a snug fit around the bundle and allows for easy pull-through in bulkheads and any other tight spaces. Our contoured head eliminates snagging, and sharp edges are reduced by our safeguard walls.

Cable Ties Ordering Information

STD. PKG. CAT. NO.	BULK PKG. CAT. NO.	BUNDLE RANGE DIA. IN./MM.	TENSILE STRENGTH LBS./N.	TIE LENGTH IN./MM.	STRAP WIDTH IN./MM.	STRAP THICK IN./MM.	STD. PKG. QTY.	BULK. PKG. QTY.
SF100-18-100	**SF100-18**	.13/3.3–1.00/25.4	18/80.07	4.65/118.11	.095/2.41	.04/1.09	100	1,000
SF150-18-100	**SF150-18**	.13/3.3–1.50/38.1	18/80.07	6.45/163.83	.1/2.41	.04/1.09	100	1,000
SF200-18-100	**SF200-18**	.13/3.3–2.00/50.8	18/80.07	8.10/205.74	.1/2.41	.04/1.09	100	1,000
SF175-50-100	**SF175-50**	.19/4.8–1.75/44.45	50/222.4	7.70/195.58	.19/4.75	.05/1.22	100	1,000
SF300-50-100	**SF300-50**	.19/4.8–3.00/76.2	50/222.4	11.33/287.78	.19/4.75	.05/1.22	100	1,000
SF400-50-100	**SF400-50**	.19/4.8–4.00/101.6	50/222.4	14.53/369.06	.19/4.75	.05/1.22	100	1,000
SF400-120-100	**SF400-120**	.38/9.6–4.00/101.6	120/533.8	14.58/370.33	.30/7.62	.07/1.78	100	500
SF600-120-50	**SF600-120**	.38/9.6–6.00/152.4	120/533.8	21.00/533.4	.30/7.62	.07/1.78	50	500

Material: Natural Nylon 6.6. Also available in black outdoor weatherable (suffix "-X").

• Natural nylon color is standard. For colored Ty-Rap Low-Profile Cable Ties, refer to ***page D-4****.*
Example: ***SF175-50-2*** *(Red)*

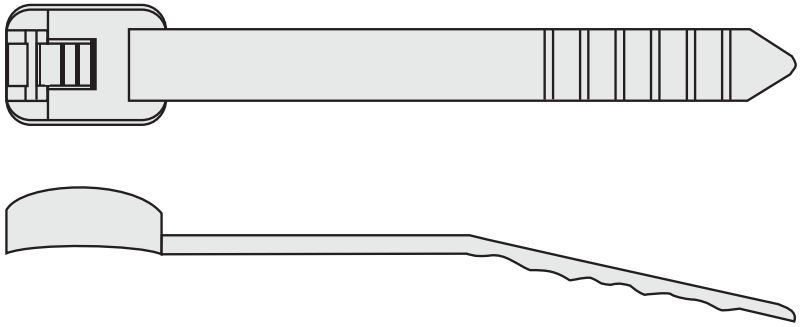

Thomas&Betts
www.tnb.com

United States
Tel: 901.252.8000
800.816.7809
Fax: 901.252.1354

Technical Services
Tel: 888.862.3289

Double Loop, Badge Holder and Restricted Bundle Cable Ties

Double Loop Nylon 6.6 Cable Tie

Advantages:

- Enables parallel routing of two cable bundles with one single cable tie!
- Halogen- and silicone-free to meet your application needs
- Quick and easy pull-through increases productivity, reduces operator fatigue



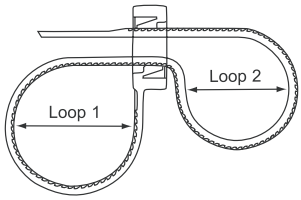

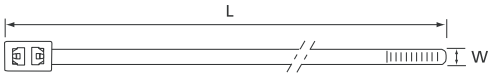

BULK PKG. CAT. NO.	LENGTH IN./MM.	WIDTH IN./MM.	BUNDLE DIAMETER RANGE LOOP 1 IN./MM.	BUNDLE DIAMETER RANGE LOOP 2 IN./MM.	TENSILE STRENGTH (LB/N.)	INSTALLATION TOOLING FOR ALL SIZES	BULK PKG.
TB-50RLDH	7.8/198.12	.19/4.83	.1/2.54–1.8/45.72	.1/2.54–1.7/ 43.18	50/222.4	ERG50	1,000
TB-12-50RLDH	11.8/299.72	.19/4.83	.1/2.54–2.8/71.12	.1/2.54–2.7/68.58	50/222.4	ERG50	1,000
TB-15-50RLDH	14.6/370.84	.19/4.83	..1/2.54–3.9/99.06	.1/2.54–3.8/96.52	50/222.4	ERG50	1,000

Natural nylon color
For use in temperatures ranging from -40° F to 185° F (-40° C to 85° C).

The badge holder that won't leave you out in the cold!

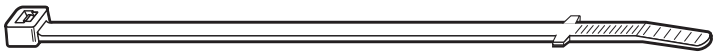

Badge Holder Nylon 6.6 Cable

- Designed specifically for ticket or badge attachment to prevent damage when in use
- Incorporates a loop diameter restriction device that forms the proper sized 1¼" loop required to hold the ticket or badge in place and lay flat
- Prevents the tie from being over-tightened and damaging the ticket or badge
- The Badge Holder is tamper-resistant and smooth up to the restriction point to keep it from being reused
- The Badge Holder is designed with a flexible short round tail, safely eliminating sharp edges
- Affordable at just pennies per fastener!

STD. PKG. CAT NO.	LENGTH IN./MM.	WIDTH IN./MM.	STD. PKG.
SJ-5-30SKI-9-M	5.6/142.24	.13/3.30	1,000

- *Natural nylon color. Please consult Customer Service for ordering and availability of colors and heat-stamping.*

Max. Tensile Strength: 30 lbs. (133.4 N.)
For use in temperatures ranging from -40° F to 185° F (-40° C to 85° C).

Restricted Bundle Nylon 6.6 Cable Tie

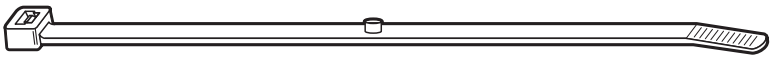

STD. PKG. CAT. NO.	BULK PKG. CAT. NO.	BUNDLE DIAMETER IN./MM.	LENGTH IN./MM.	WIDTH IN./MM.	MINIMUM LOOP TENSILE LB/N.	TAB HEIGHT IN./MM.	STD. PKG. QTY.	BULK PKG. QTY.
TB-5-30TB-3-C	**TB-5-30TB-3-M**	2/32–1¼ /17–32	5.6/142	.130/3	30/133.4	.062/1.58	100	1,000

- *Recommended for tote-box, security and temporary applications.*
- *Use ERG50 Installation Tools on Low setting. Consult Customer Service for availability and colors.*
- *Orange color*

For use in temperatures ranging from -40° F to 185° F (-40° C to 85° C).

Ty-Rap®

Cable Tie Mounting Bases

Choose from adhesive-backed, epoxy or screw mounting bases!

Two-Way Adhesive Mounting Bases

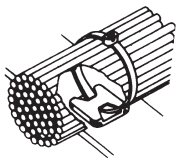

- Available in a variety of materials for both indoor and outdoor use
- One-piece molding — no lost parts
- Adhesive-backed with pressure-sensitive adhesive tape (where applicable)

STD. PKG. CAT. NO.	BULK PKG. CAT. NO.	MOUNTING METHOD	MAX. TIE WIDTH ACCOM.	LENGTH IN./MM.	WIDTH IN./MM.	MATERIAL	STD. PKG. QTY.	BULK PKG. QTY.
TC5342A	TC342A	SRA* Adhesive	.19	1.13/28.58	1.13/28.58	Nylon 6.6	100	1,000
—	TC342A-X	SRA* Adhesive	.19	1.13/28.58	1.13/28.58	Weatherable Nylon	—	1,000
—	TC342	TC2PA	.19	1.13/28.58	1.13/28.58	Nylon 6.6	—	1,000
—	TC342X	TC2PA	.19	1.13/28.58	1.13/28.58	Weatherable Nylon	—	1,000
—	TC342A-FR	SRA* Adhesive	.19	1.13/28.58	1.13/28.58	Flame-Retardant Nylon	—	1,000
	TC342AH-TFR	Acrylic Adhesive	.19	1.13/28.58	1.13/28.58	Black High-Temp Flame-Retardant Nylon	—	1,000

Temperature Rating: 32° F to 150° F (0˚ C to 66˚ C) **Synthetic Rubber Adhesive*

Select the Four-way configuration you need!

Four-Way Adhesive Mounting Base

Four-Way Mini Base

Large Four-Way Base

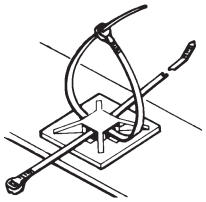

- Eliminates errors in premounting the base with respect to its orientation to wire bundle direction
- Convenient way to mount wire bundles at cross-over points — two optional mounting holes included

STD. PKG. CAT. NO.	BULK PKG. CAT. NO.	MOUNTING METHOD	MAX. TIE WIDTH ACCOM.	LENGTH IN./MM.	WIDTH IN./MM.	MATERIAL	STD. PKG. QTY.	BULK PKG. QTY.
4-Way Adhesive Mounting Base								
TC5345A	TC345A	SRA* Adhesive	.19	1.13/28.58	1.13/28.58	Nylon 6.6	100	1,000
—	TC345AFR	SRA* Adhesive	.19	1.13/28.58	1.13/28.58	Flame-Retardant Nylon	—	1,000
TC5345AX	TC345AX	SRA* Adhesive	.19	1.13/28.58	1.13/28.58	Weatherable Nylon	100	1,000
TC5345AHTFR	TC345AHTFR	Acrylic Adhesive	.19	1.13/28.58	1.13/28.58	Black High-Temp Flame-Retardant Nylon	100	1,000
—	TC345	TC2PA/Screws	.19	1.13/28.58	1.13/28.58	Nylon 6.6	—	1,000
4-Way Mini Base								
TC050X050A-C	TC050X050A	SRA* Adhesive	.10	0.5/12.70	0.5/12.70	Nylon 6.6	100	1,000
TC050X050-C	TC050X050AX	SRA* Adhesive	.10	0.5/12.70	0.5/12.70	Weatherable Nylon	100	1,000
TC5344A	TC344A	SRA* Adhesive	.14	.75/19.05	.750/19.05	Nylon 6.6	100	1,000
TC5344AX	TC344AX	SRA* Adhesive	.14	.75/19.05	.750/19.05	Weatherable Nylon	100	1,000
TC5344	TC344	Screw Mount	.14	.75/19.05	.750/19.05	Nylon 6.6	100	1,000
Large 4-Way Base								
TC150X150L	TC150X150	Screw Mount	.19	1.5/38.10	1.50/38.10	Nylon 6.6	50	500
TC150X150A-L	TC150150A	SRA* Adhesive	.19	1.5/38.10	.50/38.10	Nylon 6.6	50	500
TC150X150AX-L	TC150X150AX	SRA* Adhesive	.19	1.5/38.10	.50/38.10	Weatherable Nylon	50	500
TC200X200-L	TC200X200	Screw Mount	.30	2.0/50.80	2.0/50.80	Nylon 6.6	50	500
TC200X200A-L	TC200X200A	SRA* Adhesive	.30	2.0/50.80	2.0/50.80	Nylon 6.6	50	500
—	TC200X200AX	SRA* Adhesive	.30	2.0/50.80	2.0/50.80	Weatherable Nylon	—	500
—	TC368	Screw Mount	.75	2.0/50.80	2.0/50.80	Nylon 6.6	—	500
—	TC368A	SRA* Adhesive	.75	2.0/50.80	2.0/50.80	Nylon 6.6	—	500

Temperature Rating: 32° F to 150° F (0˚ C to 66˚ C) **Synthetic Rubber Adhesive*

Great versatility!

Two- and Four-Way Adhesive Mounting Base

- Accommodates the entire line of standard cable ties
- 4-way base for cable ties up to .184" maximum width and a two-way base for ties up to .301" maximum width
- It may also be mounted with #8 size screw (2 holes)

STD. PKG. CAT. NO.	BULK PKG. CAT. NO.	MOUNTING METHOD	MAX. TIE WIDTH ACCOM.	LENGTH (IN.)	WIDTH (IN.)	MATERIAL	STD. PKG. QTY.	BULK PKG. QTY.
TC5347A	TC347A	SRA* Adhesive	.30	1.13/28.58	1.13/28.58	Nylon 6.6	100	1,000
TC5347AX	—	SRA* Adhesive	.30	1.13/28.58	1.13/28.58	Weatherable Nylon	100	—
—	TC347	TC2PA/Screws	.30	1.13/28.58	1.13/28.58	Nylon 6.6	—	1,000
—	TC347FR	TC2PA/Screws	.30	1.13/28.58	1.13/28.58	Flame-Retardant	—	1,000
—	TC347X	TC2PA/Screws	.30	1.13/28.58	1.13/28.58	Weatherable Nylon	—	1,000
—	TCZ347	TC2PA/Screws	.30	1.13/28.58	1.13/28.58	Radiation Resistant Flouropolymer	—	1,000

Temperature Rating: 32° F to 150° F (0˚ C to 66˚ C)
**Synthetic Rubber Adhesive*

Thomas&Betts
www.tnb.com

United States
Tel: 901.252.8000
800.816.7809
Fax: 901.252.1354

Technical Services
Tel: 888.862.3289

Cable Tie Mounting Bases

Great for securing cables!

One-Piece Mounting Clamp

- Provides a fast and convenient method of securing bundles
- Single-piece design offers reduced installation time and maximized inventory control
- Integral top cover incorporates a unique ratchet design that is fully adjustable and releasable
- Available in a pressure-sensitive adhesive or screw mount design

STD. PKG. CAT. NO.	BULK PKG. CAT. NO.	BASE STYLE	MAXIMUM HEIGHT (IN.)	CLAMPING AREA MINIMUM IN./MM	CLAMPING AREA MAXIMUM IN./MM.	STD. PKG. QTY.	BULK PKG. QTY.
TC5349A-TB	**TC349A-TB**	SRA* Adhesive	.57	.18 x .24/4.57 x 6.10	.035 x .24/.89 x 6.10	100	1,000
TC5350A-TB	**TC350A-TB**	SRA* Adhesive	.89	.20 x .59/5.08 x 14.99	.45 x .59/11.43 x 14.99	100	1,000
TC5350-TB	**TC350-TB**	Screw Mount (#8)	.89	.20 x .59/5.08 x 14.99	.45 x .59/11.43 x 14.99	100	1,000

• Natural nylon color.

For adhesive-back bases, temperature rating is 32° F to 150° F (0˚ C to 66˚ C)

**Synthetic Rubber Adhesive*

For non-adhesive-back bases, temperature rating is -40° F to 185° F (-40° C to 85° C)

Product Base is .94" x .94" (23.88 x 23.88 mm)

Simple to install!

Snap-In Mounting Base for Preassembled Ties

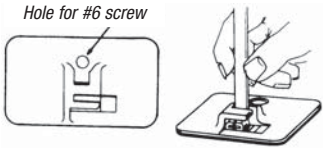

STD. PKG. CAT. NO.	BULK PKG. CAT. NO.	MOUNTING METHOD	MAX. TIE WIDTH ACCOM.	LENGTH IN./MM.	WIDTH IN./MM.	MATERIAL	STD. PKG. QTY.	BULK PKG. QTY.
TC5353A	**TC353A**	SRA* Adhesive	.190	2.00/50.80	1.00/25.40	Nylon 6/6	25	500
—	**TC353**	TC2PA/Screws	.190	2.00/50.80	1.00/25.40	Nylon 6/6	—	500

Natural nylon color.
Temperature Rating: 32° F to 150° F (0˚ C to 66˚ C).
**Synthetic Rubber Adhesive.*

Great for securing cables!

Aluminum Mounting Plates

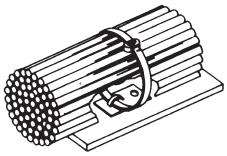

BULK PKG. CAT. NO.	MOUNTING METHOD	WIDTH ACCOM.	MAX. TIE LENGTH IN./MM.	WIDTH IN./MM/	MATERIAL	BULK PKG. QTY.
TC105	TC2PA/Screws	.190	1.00/25.40	.50/12.70	Aluminum	1,000
TC824-TB	TC2PA	.190	1.38/34.93	.38/.38	Aluminum	1,000
650-41349*	TC2PA/Screws	.190	1.38/34.93	.38/.38	Aluminum	1,000

Temperature Rating: 32° F to 150° F (0˚ C to 66˚ C).
**650-41349 has two holes for mounting.*

Super strong adhesive!

Mounting Base Adhesive

STD. PKG. CAT. NO.	DESCRIPTION	STD. PKG. QTY.
TC2PA	Consists of one tube each adhesive and activator	1

Cable Tie Mounting Bases

Accepts cable ties up to 50-lb. (222N) tensile strength (miniature through standard)!

Adhesive Mounting Cradle

- Supplied on closed cell foam with synthetic rubber-based adhesive
- Use #6 self-tapping screw for added strength if desired

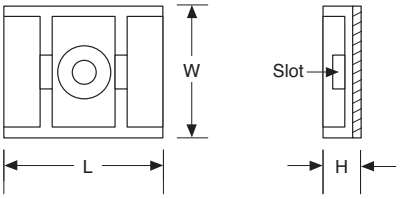

STD. PKG. CAT. NO.	BULK PKG. CAT. NO.	MATERIAL	H HEIGHT IN./MM.	L LENGTH IN./MM.	W WIDTH IN./MM.	SLOT HEIGHT IN./MM.	SLOT WIDTH IN./MM.	MOUNT METHOD	STD. PKG. QTY.	BULK PKG. QTY.
MCNY-1250-9-C	**MCNY-1250-9-D**	Natural Nylon 6.6	.285/7.24	1.250/31.75	1.000/25.4	.090/2.29	.300/7.62	SRA Adhesive*	100	500

**Synthetic Rubber Adhesive*

Fluoropolymer available for harsh environments!

Two-Way Screw Mount

- SMNY-001 accepts cable ties to 50-lb. (222N) tensile strength (miniature through standard size)
- SMNY-002 accepts cable ties to 120-lb. (533N) tensile strength (miniature through heavy-duty size)
- Use #4, #6, #8, or #10 machine screw (as referenced)

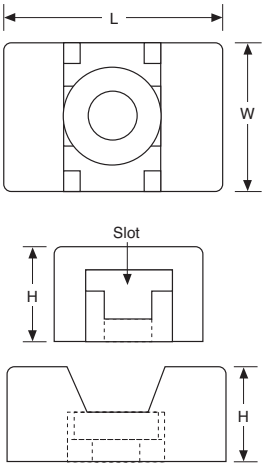

BULK PKG. CAT. NO.	MATERIAL	H HEIGHT IN./MM.	L LENGTH IN./MM.	W WIDTH IN./MM.	SLOT HEIGHT IN./MM.	SLOT WIDTH IN./MM.	MOUNT METHOD	BULK PKG. QTY.
SMNY-000-9-D	Natural Nylon 6.6	.27/6.86	.57/14.48	.34/8.64	.07/1.78	.12/3.10	#4 Screw	500
SMTZ-001-9-D	Radiation-Resistant Fluoropolymer (green)	.28/7.11	.60/15.24	.39/9.77	.06/1.52	.20/5.08	#6, #8 Screw	500
SMNY-002-9-D	Natural Nylon 6.6	.39/9.90	.88/22.22	.63/15.87	.09/2.29	.33/8.26	#8, #10 Screw	500
SMTZ-002-9-D	Radiation-Resistant Fluoropolymer (green)	.39/9.90	.88/22.22	.63/15.87	.09/2.29	.33/8.26	#8, #10 Screw	500
SMNY-001-0-D	Heat-Stabilized Black Nylon	.28/7.11	.60/15.24	.39/9.77	.06/1.52	.20/5.08	#6, #8 Screw	500
SMNY-002-0-D	Heat-Stabilized Black Nylon	.39/9.90	.88/22.22	.63/15.87	.09/2.29	.33/8.26	#8, #10 Screw	500

SMNY series for use in temperatures ranging from -40° F to 221° F (-40° C to 105° C).
SMTZ series for use in temperatures ranging from -50° F to 302° F (-45° C to 150° C).

Thomas&Betts
www.tnb.com

United States
Tel: 901.252.8000
800.816.7809
Fax: 901.252.1354

Technical Services
Tel: 888.862.3289

Saddle Support Base

This mounting base provides a saddle for the wire run. Ty-Rap® tie is threaded under bundle and tied in usual manner.
NOTE: For additional materials, see Technical Services.

TC5141

TC5142



STD. PKG. CAT. NO.	BULK PKG. CAT. NO.	MOUNTING METHOD	MAXIMUM TIE WIDTH ACCOM.	WIDTH IN./MM.	LENGTH IN./MM.	STD. PKG. QTY.	BULK PKG. QTY.
—	TC140	#4 Pan Head	.091	.344/8.74	.563/14.30	—	500
TC5141	TC141*	#6 Pan Head	.190	.439/11.15	.672/17.07	100	500
TC5142	TC142	#10 Pan Head	.301	.563/14.30	.922/23.42	100	500

** Add suffix FR for flame-retardant material (TC141 only).*
Natural nylon color.
For use in temperatures ranging from -40° F to 185° F (-40° C to 85° C).

Multiple-Bundle Mounting Strips

These nylon mounting strips for parallel installation of wire bundles can accommodate up to six closely spaced bundles.

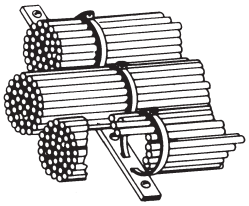

STD. PKG. CAT. NO.	MAXIMUM MOUNTING METHOD	TIE WIDTH ACCOM.	WIDTH IN./MM.	LENGTH IN./MM.	CAPACITY (BUNDLES)	MIL. STD. PART NO.	BULK PKG. QTY.
TC1101	#6 Screws	.190	.50/12.70	1.75/44.45	1	MS3339-1	100
TC1102	#6 Screws	.190	.50/12.70	3.00/76.20	2	MS3339-2	100
TC1103	#6 Screws	.190	.50/12.70	4.25/107.95	3	MS3339-3	100
TC1104	#6 Screws	.190	.50/12.70	5.50/139.70	4	MS3339-4	100
TC1105	#6 Screws	.190	.50/12.70	6.75/171.45	5	MS3339-5	100
TC1112	#6 Screws	.301	.63/15.88	9.60/243.84	6	MS3339-11	100
TC1113	#6 Screws	.301	.63/15.88	2.10/53.34	1	MS3339-6	100
TC1114	#6 Screws	.301	.63/15.88	3.60/91.44	2	MS3339-7	100
TC1115	#6 Screws	.301	.63/15.88	5.10/129.54	3	MS3339-8	100
TC1116	#6 Screws	.301	.63/15.88	6.60/167.64	4	MS3339-9	100
TC1117	#6 Screws	.301	.63/15.88	8.10/205.74	5	MS3339-10	100

Natural nylon color.
For use in temperatures ranging from -40° F to 185° F (-40° C to 85° C).

Provides a mounting range for bundles from ¼" through 4" in diameter!

Single-Bundle Mounting Base

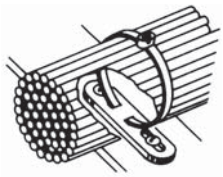

STD. PKG. CAT. NO.	BULK PKG. CAT. NO.	MOUNTING METHOD	MAXIMUM TIE WIDTH ACCOM. IN./MM.	WIDTH IN./MM.	LENGTH IN./MM.	STD. PKG. QTY.	BULK PKG. QTY.
—	TC101	#10 Screws	.190/4.83	.500/12.7	2.00/50.80	—	1,000
TC503	TC103	¼" Screws	.301/7.65	.625/15.88	3.08/78.23	100	500

The TC101 and TC103 nylon bases provide a mounting range for bundles from ¼" through 4" in diameter.
One mounting hole is slotted to permit adjustment of the bundle position up to the time of actual bundle installation.

Natural nylon color.
For use in temperatures ranging from -40° F to 185° F (-40° C to 85° C).

Ty-Rap®

Cable Tie Mounting Bases

Permits vertical stacking!

Ty-Rap® Mounting Blocks



BULK PKG. CAT. NO.	MOUNTING HOLE SIZE	TIE WIDTH ACCOM.	MAXIMUM WIDTH IN./MM.	LENGTH IN./MM.	BULK PKG. QTY.
TC115-TB	#10	.190/4.83	.47/11.91	1.00/25.40	1,000

Mounting blocks permit vertical stacking and can be used in any direction.
Natural nylon color.
For use in temperatures ranging from -40° F to 185° F (-40° C to 85° C).

Meets military specs as a support in bulkheads and walls!

Right-Angle Bundle Support

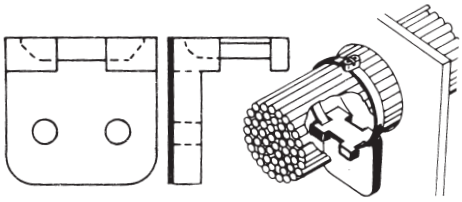

BULK PKG. CAT. NO.	TIE WIDTH ACCOM.	MAXIMUM WIDTH IN./MM.	LENGTH IN./MM.	BULK PKG. QTY.
TC109	.19/4.83	.56/14.30	.44/11.13	200
TC106	.30/7.62	1.00/25.40	1.00/25.40	1,000

This style meets Military Specification requirements as a support at holes in bulkheads and walls. (MS3341)
Natural nylon color.
For use in temperatures ranging from -40° F to 185° F (-40° C to 85° C).

Mount bundles on either side!

Ty-Rap® Stand-Off Brackets

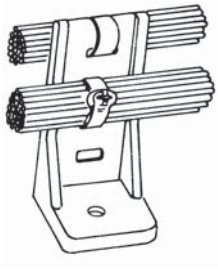

STD. PKG. CAT. NO.	MAXIMUM TIE WIDTH ACCOM.	WIDTH IN./MM.	LENGTH IN./MM	STD. PKG. QTY.
TC375	.19/4.83	.75/19.05	3.65/92.71	100
TC375X (WEATHERABLE)	.19/4.83	.75/19.05	3.65/92.71	100
TC376	.19/4.83	.67/17.01	1.75/44.45	100

These brackets permit bundles to be mounted on either side. They also serve as means to raise bundles off the surface.
Natural nylon color.
For use in temperatures ranging from -40° F to 185° F (-40° C to 85° C).
Weatherable nylon is black.

Weather resistant and transparent!

Aluminum Siding Clip

STD. PKG. CAT. NO.	WIRE ACCOMMODATION	STD. PKG. QTY.
TC201	⅛" Diameter Wire (2-pair station wire)	50

Material:
- *Transparent — Color and texture of siding shows through.*
- *Material — Weather-resistant grade polycarbonate.*
- *Designed to accommodate PITTSBURG INTERLOCK metal siding.*
- *Accommodates wires both vertically and/or horizontally.*
- *Provision for utilizing Ty-Rap® cable ties to secure large diameter bundles.*

Thomas&Betts
www.tnb.com

United States
Tel: 901.252.8000
800.816.7809
Fax: 901.252.1354

Technical Services
Tel: 888.862.3289

Cable Tie Mounting Bases

Ideal for high-density packaging!

Low-Profile Two-Way Miniature Mounting Bases

- Simply slip Ty-Rap® cable tie under slot in fastened mount, and attach bundle

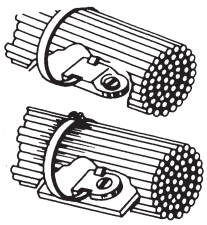

STD. PKG. CAT. NO.	BULK PKG. CAT. NO.	MOUNTING METHOD	MAXIMUM TIE WIDTH ACCOM.	WIDTH IN./MM.	LENGTH IN./MM.	STD. PKG. QTY.	BULK PKG. QTY.
TC502	TC102	#8 screw	.19	.50/12.70	.75/19.05	100	1,000
—	TC104	#5 screw	.09	.32/8.03	.41/10.31	—	1,000
—	TC804-TB	#2 screw	.09	.32/8.03	.40/10.31	—	1,000
—	TC112-TB	#8 screw	.19	.38/9.53	.75/19.05	—	1,000
—	TC812-TB	#10 screw	.19	.38/9.53	.75/19.05	—	1,000
—	TC814-TB	#5 screw	.19	.38/9.53	.75/19.05	—	1,000

Threaded insert permits screw to come from outside of mounting surface.
Natural nylon color.
For use in temperatures ranging from -40° F to 185° F (-40° C to 85° C).

Installs in-line with the wire bundle!

In-Line Mounting Base

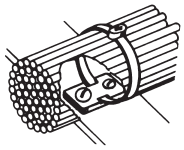

BULK CAT. NO.	MOUNTING METHOD	WIDTH ACCOM. IN./MM.	MAX. TIE WIDTH IN./MM.	LENGTH IN./MM.	BULK PKG. QTY.
TC815-TB	#10 screws	.30/7.62	.75/19.05	1.13/28.58	500

A standard 2-hole base that installs in-line with the wire bundle that conceals it.
Natural nylon color.
For use in temperatures ranging from -40° F to 185° F (-40° C to 85° C).

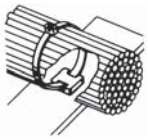

Miniature Base

STD. PKG. CAT. NO.	BULK PKG. CAT. NO.	MOUNTING METHOD	MAX. TIE WIDTH ACCOM.	LENGTH IN./MM.	WIDTH IN./MM.	MATERIAL	STD. PKG. QTY.	BULK PKG. QTY.
—	TC817-TB	TC2PA	.19	.44/11.10	.44/11.10	Nylon 6/6	—	1,000

Natural nylon color.
For use in temperatures ranging from -40° F to 185° F (-40° C to 85° C).

Handles ties installed in either direction!

Low-Profile Four-Way Mounting Base

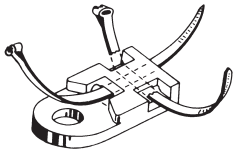

STD. PKG. CAT. NO.	BULK PKG. CAT. NO.	MOUNTING METHOD	MAXIMUM TIE WIDTH ACCOM.	WIDTH IN./MM.	LENGTH IN.	STD. PKG.	BULK PKG.
—	TC826-TB	#8 screw	.19	.50/12.70	1/25.40	—	1,000
TC5828	TC828-TB	#8 screw	.19	.39/9.91	.88/22.23	100	1,000

The TC826-TB mounting base can be used to tie bundles running parallel or perpendicular to length of base.
The TC828-TB mounting plate also handles ties installed in either direction and is somewhat smaller than TC826.
Natural nylon color.
For use in temperatures ranging from -40° F to 185° F (-40° C to 85° C).

Four-way screw mount for cable ties up to 50-lb. (222 N) tensile strength!

Four-Way Mount

- Mount with #6 or #8 screws
- Available in 6.6 natural nylon

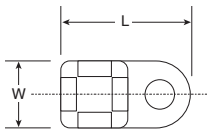

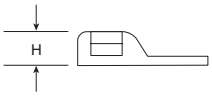

BULK PKG. CAT NO.	H IN./MM.	L IN./MM	W IN./MM	SLOT W IN./MM	MOUNT SCR	BULK PKG. QTY.
SMNY-220-9-D	.23/5.84	.95/25.13	.50/12.70	.22/5.59	#6, #8	500

Natural nylon color.
For use in temperatures ranging from -40° F to 185° F (-40° C to 85° C).

Ty-Rap®

Cable Tie Mounting Bases

Firmly locks into position when projecting pin is pushed into the mounting hole.

Self-Riveting Base



BULK PKG. CAT. NO.	MOUNTING HOLE SIZE	MAX. TIE WIDTH ACCOM.	WIDTH IN./MM	LENGTH IN./MM	MATERIAL	BULK PKG. QTY.
TC116-TB	.146	.190	.5/12.7	.75/19.05	Nylon 6.6 (Red)	1,000
TC116-0	.146	.190	.5/12.7	.75/19.05	Nylon 6.6 (Black)	1,000
TC118-TB	.169	.190	.5/12.7	.75/19.05	Nylon 6.6 (Blue)	1,000
TC120	.196	.190	.5/12.7	.75/19.05	Nylon 6.6 (Yellow)	1,000

Slip tie under base to attach bundle.
For use in temperatures ranging from -40° F to 185° F (-40° C to 85° C).

Snap-In Mounting Base Cap

Snap-in, premountable base for securing wire bundles in cabinets maintains the attractive external appearance of the equipment housing — TC121 Snap-Cap.

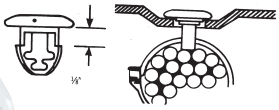

⅛" maximum panel thickness

TC121-TB

BULK PKG. CAT. NO.	MOUNTING HOLE SIZE	MAX. TIE WIDTH ACCOM.	WIDTH IN./MM	LENGTH IN./MM	MATERIAL	BULK PKG. QTY.
TC121-TB	.250	.190	.445/11.30	.415/10.54	Nylon 6.6	1,000
TCH121†	.250	.190	.445/11.30	.415/10.54	Nylon 6.6 Heat Stabilized	1,000
TCH121-0†	.250	.190	.445/11.30	.415/10.54	Nylon 6.6 Black Heat Stabilized	1,000

† Not UL Recognized. Natural nylon color. Nylon 6.6 for use in temperatures ranging from -40° F to 185° F (-40° C to 85° C).
Heat stabilized for use in temperatures ranging from -40° F to 221° F (-40° C to 105° C).

STRONG — up to 50-lb. tensile strength!

Push Mounts

PMNY-185

- Versatile push mount for cable ties to 50-lb. tensile strength
- For use in .187"/.192" mounting hole for panel thickness .030" to .080"

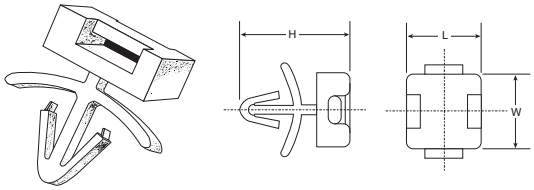

PMNY-245

- Accepts cable ties to 50-lb. tensile (miniature through standard)
- For use in .250" mounting hole for maximum panel thickness of .062"

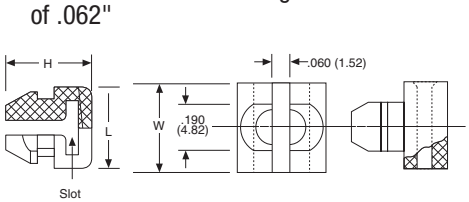

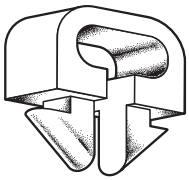

BULK PKG. CAT. NO.	MATERIAL	H HEIGHT IN./MM.	L LENGTH IN./MM.	W WIDTH IN./MM.	SLOT HEIGHT IN./MM.	SLOT WIDTH IN./MM.	BULK PKG. QTY.
PMNY-185-9-D	Nylon	.64/16.26	.43/10.92	.43/10.92	.07/1.65	.07/1.65	500
PMNY-254-9-C	Nylon	.36/9.02	.32/8.13	.32/8.13	.05/1.27	.22/5.59	100
PMNY-245-9-D	Nylon	.36/9.02	.32/8.13	.32/8.13	.05/1.27	.22/5.59	500

Natural nylon color.
For use in temperatures ranging from -40° F to 185° F (-40° C to 85° C).

Push-In and Bolted Bases

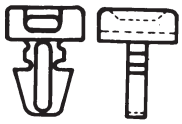

TC5823

⅛" max

TC107

TC5823

STD. PKG. CAT. NO.	BULK PKG. CAT. NO.	MOUNTING HOLE SIZE	MAXIMUM TIE WIDTH ACCOM.	WIDTH IN./MM	LENGTH IN./MM	STD. PKG. QTY.	BULK PKG. QTY.
TC5823	TC823-TB	¼	.190	.44/11.13	.63/15.88	100	1,000
—	TC107†	#10-32 thd	.190	.44/11.13	.69/15.88	—	1,000

† Not UL Recognized.
Natural nylon color.
For use in temperatures ranging from -40° F to 185° F (-40° C to 85° C).

Snap Mounts

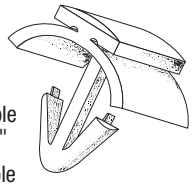

- For panel thicknesses from .060" to .150" to hold separate pieces of material together
- For MSNY-166-0-M used with W4 or N4 Series Cable Clamps, allowable panel thickness is .030" to .050"
- For MSNY-187-0-M used with w6 or N6 Series Cable Clamps, allowable panel thickness is .030" to .050".

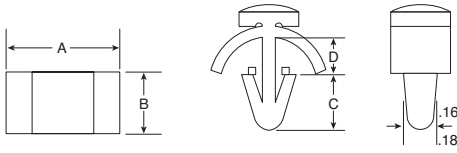

CAT. NO.	MATERIAL	A IN./MM	B IN./MM	C IN./MM	D IN./MM	BULK PKG. QTY.
MSNY-166-0-M	UV Black Nylon	.49/12.45	.31/7.87	.28/7.11	.18/4.57	1,000
MSNY-187-0-M	UV Black Nylon	.625/15.87	.343/8.73	.281/7.14	.210/5.33	1,000

Thomas&Betts
www.tnb.com

United States
Tel: 901.252.8000
800.816.7809
Fax: 901.252.1354

Technical Services
Tel: 888.862.3289

Versatile adhesive clips keep cable paths organized.

Round Adhesive Clips

- Diverse cable clamps for bundle diameters from .160" to .620"
- Mounted on a rubber-based closed cell foam adhesive
- Flexible center tang for removal or addition of cables

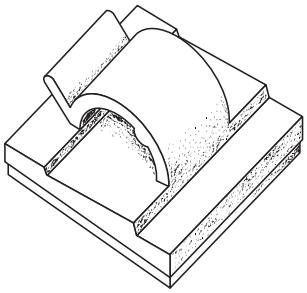

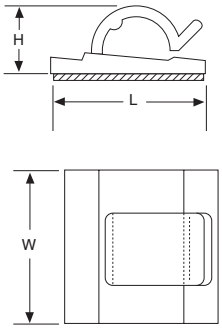

BULK PKG. CAT. NO.	MATERIAL	HEIGHT IN./MM.	H LENGTH IN./MM.	L WIDTH IN./MM.	W MAXIMUM BUNDLE	MOUNTING METHOD	BULK PKG. QTY.
RANY-160-9-D	Nylon	.250/6.35	.630/16.0	.580/14.73	.160/4.06	Rubber-based adhesive	500
RANY-280-9-D	Nylon	.410/10.41	1.000/25.40	1.000/25.40	.280/7.11	Rubber-based adhesive	500
RANY-530-9-D	Nylon	15.75/.620	1.000/25.40	1.000/25.40	.530/13.46	Rubber-based adhesive	500
RANY-620-9-D	Nylon	14.22/.560	1.250/31.75	28.45	.620/15.75	Rubber-based adhesive	500

Natural nylon color.
Adhesive for use in temperatures ranging from 32° F to 150° F (0° C to 66° C).

Release and refasten with ease — in three adjustable sizes!

Adjustable Cable Clamps

- Three sizes for bundles from .118" to .984"
- Ladder-style fastener is easily released and refastened
- Supplied on a rubber-based closed cell foam adhesive
- Optional screw hole for #4 or #5 flat head screw

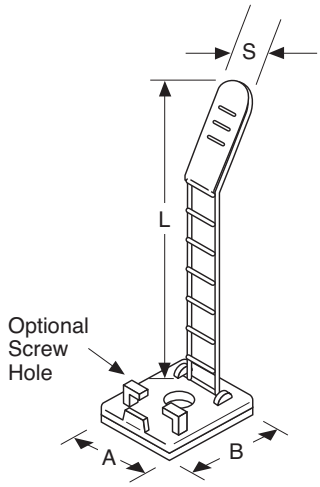

STD. PKG. CAT. NO.	MATERIAL	A HEIGHT IN./MM	B LENGTH IN./MM	S WIDTH IN./MM	L MAXIMUM BUNDLE IN./MM	APPLIED WIRE RANGE IN./MM	SCREW HOLE DIAMETER IN./MM	STD. PKG. QTY.
ULNY-013-8-C	Gray Nylon	.709/18.00	.984/24.99	.314/7.98	2.340/59.44	.118 – .500/3.0 – 12.7	.110/2.79	100
ULNY-013-9-C	Natural Nylon	.709/18.00	.984/24.99	.314/7.98	2.340/59.44	.118 – .500/3.0 – 12.7	.110/2.79	100
ULNY-018-8-C	Gray Nylon	.827/21.00	1.180/29.97	.472/11.99	3.120/79.25	.197 – .827/5.0 – 21.0	.110/2.79	100
ULNY-023-8-C	Gray Nylon	.984/24.99	1.380/35.05	.551/14.00	3.370/79.25	.275 – .984/7.0 – 25.0	.135/3.43	100

Adhesive for use in temperatures ranging from 32° F to 150° F (0° C to 66° C).

Choose from four sizes to accommodate bundles up to ½".

Press Clips

- Clips are provided on a rubber-based closed cell foam adhesive
- Stocked in 6.6 natural nylon color. Contact factory for availability in special materials

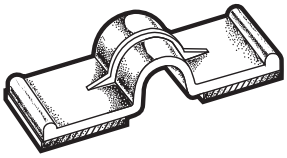

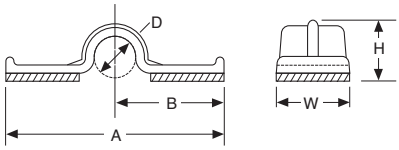

STD. PKG. CAT. NO.	BULK PKG. CAT. NO.	MATERIAL	D DIAMETER IN./MM.	A IN./MM.	B IN./MM.	H IN./MM.	W IN./MM.	STD. PKG. QTY.	BULK PKG. QTY.
PCNY-125-9-C	PCNY-125-9-D	Nylon	.13/3.30	.76/19.30	.38/9.65	.21/5.33	.38/9.65	100	500
PCNY-250-9-C	PCNY-250-9-D	Nylon	.25/6.35	1.38/35.05	.69/17.53	.32/8.13	.50/12.70	100	500
PCNY-375-9-C	PCNY-375-9-D	Nylon	.38/9.65	1.47/37.34	.74/18.80	.44/11.176	.63/16.00	100	500
PCNY-500-9-C	PCNY-500-9-D	Nylon	.50/12.70	1.59/40.39	.80/20.32	.59/15.00	.75/19.05	100	500

For use in temperatures ranging from 32° F to 150° F (0° C to 66° C).

Eliminate the dangers of loose cables with these clips.

Half Press Clips

- 4 sizes to accommodate bundles up to ½"
- Clips are provided on a rubber-based closed cell foam adhesive
- Stocked in 6.6 natural nylon color. Contact factory for availability in special materials

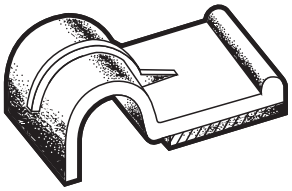

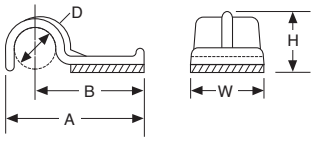

STD. PKG. CAT. NO.	BULK PKG. CAT. NO.	MATERIAL	D DIAMETER IN./MM.	A IN./MM.	B IN./MM.	H IN./MM.	W IN./MM.	STD. PKG. QTY.	BULK PKG. QTY.
HCNY-125-9-C	HCNY-125-9-M	Nylon	.13/3.30	.49/12.45	.38/9.65	.18/4.57	.38/9.65	100	1,000
HCNY-250-9-C	HCNY-250-9-M	Nylon	.25/6.35	.87/22.10	.69/17.53	.33/8.38	.50/12.70	100	1,000
HCNY-375-9-C	HCNY-375-9-M	Nylon	.38/9.65	.98/25.90	.75/19.05	.42/10.67	.63/16.00	100	1,000
HCNY-500-9-C	HCNY-500-9-M	Nylon	.50/12.70	1.11/28.20	.82/20.83	.56/14.22	.75/19.05	100	1,000

For use in temperatures ranging from 32° F to 150° F (0° C to 66° C).

Flat design provides an attractive, yet discreet look.

Flat Cable Screw Clip

- Flat ribbon cable clamp with mounting hole for #8 screw
- Stocked in 6.6 natural nylon color
- Flexible center tang enables easy removal and replacement of desired cable

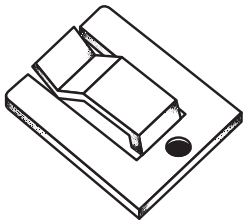

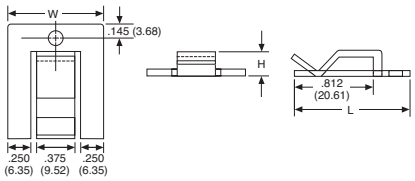

STD. PKG. CAT. NO.	MATERIAL	HEIGHT IN./MM.	H LENGTH IN./MM.	L WIDTH IN./MM.	W MOUNTING METHOD	STD. PKG.
FSNY-812-9-C	Nylon	.25/6.35	1.19/30.23	1.00/25.40	#8 Screw	100

For use in temperatures ranging from 32° F to 150° F (0° C to 66° C).

Thomas&Betts
www.tnb.com

United States
Tel: 901.252.8000
800.816.7809
Fax: 901.252.1354

Technical Services
Tel: 888.862.3289

Adhesive Cable Clips

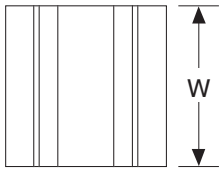

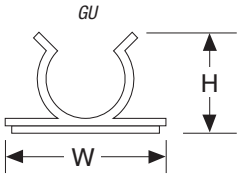

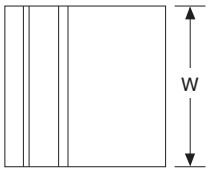

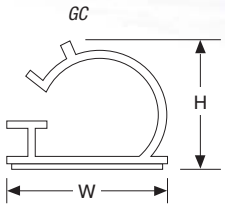

STD. PKG. CAT. NO.	MAX. BUNDLE WIDTH ACCEPTED	H IN./MM.	L IN./MM.	W IN./MM.	MOUNTING METHOD	STD. PKG. QTY.
GC250RT	.25	.39/9.91	.75/19.05	.75/19.05	Adhesive	25
GC500RT	.50	.63/16.00	1.00/25.40	1.00/25.40	Adhesive	25
GL250RT	.25	.76/19.30	1.00/25.40	1.00/25.40	Adhesive	25
GL500RT	.50	.76/19.30	1.00/25.40	1.00/25.40	Adhesive	25
GU250RT	.25	.47/11.94	.75/19.05	.75/19.05	Adhesive	25
GU500RT	.50	.69/17.53	.75/19.05	.75/19.05	Adhesive	25

GC series are gray PVC. GL and GU series are natural nylon color.
For use in temperatures ranging from 32° F to 150° F (0° C to 66° C).

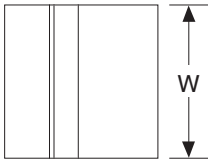

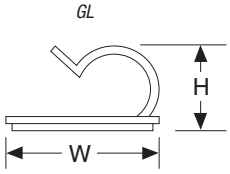

Low-profile clip for single or multiple layers of flat ribbon cable.

Flat Adhesive Clips

- Supplied on a rubber-based closed cell foam adhesive
- Flexible center tang for removal or addition of cables
- Stocked in 6.6 natural nylon color

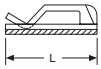

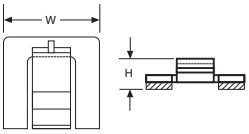

STD. PKG. CAT. NO.	BULK PKG. CAT. NO.	MATERIAL	H HEIGHT IN./MM.	L LENGTH IN./MM.	W WIDTH IN./MM.	MOUNTING METHOD	STD. PKG. QTY.	BULK PKG. QTY.
FANY-812-9-C	FANY-812-9-D	Nylon	.28/7.11	1.00/25.40	1.00/25.40	Adhesive	100	500

Natural nylon color.
For use in temperatures ranging from 32° F to 150° F (0° C to 66° C).

Adhesive eliminates need for tools when mounting clips.

Flat PVC Clips

- Low-profile clip for single or multiple layers of flat ribbon cable.
- "Single-Cut" on a rubber-based closed cell foam adhesive
- Gray PVC
- UL Flammability 94 V-0 (clip)

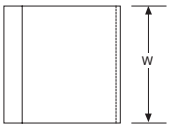

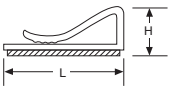

STD. PKG. CAT. NO.	BULK PKG. CAT. NO.	MATERIAL	H HEIGHT IN./MM.	L LENGTH IN./MM.	W WIDTH IN./MM.	MOUNTING METHOD	STD. PKG. QTY.	BULK PKG. QTY.
FRPV-1000-8-C	FRPV-1000-8-D	Gray PVC	.42/10.67	1.06/26.92	1.00/25.40	Adhesive	100	500

For use in temperatures ranging from 32° F to 150° F (0° C to 66° C).

Ideal for assembly applications.

Adjustable Cable Clamp

- 16 sizes for bundle diameters to 2.38''
- Removable and reusable. Twist by hand or with pliers to remove
- Stocked in weatherable Nylon. 100 pieces per package
- Request samples for testing to your application. Tested to 250 psi

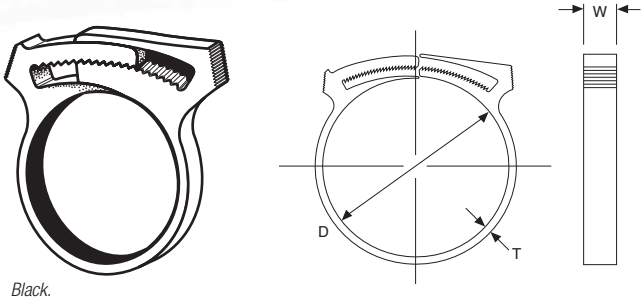

Black.
For use in temperatures ranging from -40° F to 185° F (-40° C to 85° C).

STD. PKG. CAT. NO.	D NOMINAL DIAMETER IN./MM.	D1 CLOSED DIAMETER IN./MM.	T THICKNESS IN./MM.	W WIDTH IN./MM.	STD. PKG. QTY.
GGNY-344-0-C	.41/10.41	.34/8.64	.07/1.78	.22/5.59	100
GGNY-406-0-C	.47/11.94	.41/10.41	.07/1.78	.22/5.59	100
GGNY-468-0-C	.53/13.46	.47/11.94	.07/1.78	.22/5.59	100
GGNY-531-0-C	.59/14.99	.53/13.46	.07/1.78	.22/5.59	100
GGNY-593-0-C	.66/16.76	.59/14.99	.07/1.78	.22/5.59	100
GGNY-672-0-C	.81/20.57	.67/17.02	.07/1.78	.22/5.59	100
GGNY-750-0-C	.88/22.35	.75/19.05	.07/1.78	.22/5.59	100
GGNY-875-0-C	1/355.60	.88/22.35	.07/1.78	.22/5.59	100

STD. PKG. CAT. NO.	D NOMINAL DIAMETER IN./MM.	D1 CLOSED DIAMETER IN./MM.	T THICKNESS IN./MM.	W WIDTH IN./MM.	STD. PKG. QTY.
GGNY-953-0-C	.95/24.13	.41/10.41	.07/1.78	.31/7.87	100
GGNY-1031-0-C	1.81/45.97	1.03/26.16	.07/1.78	.31/7.87	100
GGNY-1250-0-C	1.44/36.58	1.25/31.75	.07/1.78	.36/9.14	100
GGNY-1406-0-C	1.63/41.40	1.41/35.81	.07/1.78	.36/9.14	100
GGNY-1593-0-C	1.81/45.97	1.59/40.39	.07/1.78	.36/9.14	100
GGNY-1687-0-C	1.91/48.51	1.34/34.04	.07/1.78	.36/9.14	100
GGNY-1875-0-C	2.13/54.10	1.88/47.75	.07/1.78	.40/10.16	100
GGNY-2125-0-C	2.75/69.85	2.13/54.10	.07/1.78	.40/10.16	100

Choose the diameter you need to clamp a specific-sized cable.

Plain Edge Cable Clamps

- Fully radiused inside edges with size markings in inches and millimeters for easy identification
- Stocked in natural and black nylon 6.6
- Plain edge cable clamps are designed to perform to NAS-1397P
- 18 diameters and 2 widths with mounting holes for #8 and #10 screws
- Replace "-M" or "-D" with "-C" for 100 pack

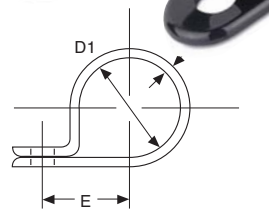

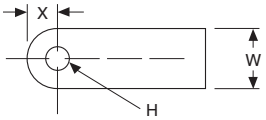

For use in temperatures ranging from -40° F to 185° F (-40° C to 85° C).

WHITE CAT. NO.	BLACK CAT. NO.	D1 CLOSED DIA. IN./MM.	E IN./MM.	T THICKNESS IN./MM.	W WIDTH IN./MM.	H MOUNTING HOLE SIZE	X IN./MM.	BULK PKG. QTY.
N4NY-002-9-M	N4NY-002-0-M	.13/3.18	.34/8.71	.05/1.27	.38/9.53	#8	.22/5.54	1,000
N4NY-003-9-M	N4NY-003-0-M	.19/4.475	.38/9.60	.05/1.27	.38/9.53	#8	.22/5.54	1,000
N4NY-004-9-M	N4NY-004-0-M	.25/6.35	.42/10.70	.05/1.27	.38/9.53	#8	.22/5.54	1,000
N4NY-005-9-M	N4NY-005-0-M	.31/7.92	.44/11.20	.05/1.27	.38/9.53	#8	.22/5.54	1,000
N4NY-006-9-M	N4NY-006-0-M	.38/9.53	.46/11.79	.05/1.27	.38/9.53	#8	.22/5.54	1,000
N4NY-007-9-M	N4NY-007-0-M	.44/11.10	.50/12.70	.05/1.27	.38/9.53	#8	.22/5.54	1,000
N4NY-008-9-M	N4NY-008-0-M	.50/12.70	.53/13.46	.05/1.27	.38/9.53	#8	.22/5.54	1,000
N4NY-002B-9-M	N4NY-002B-0-M	.13/3.18	.34/8.71	.05/1.27	.38/9.53	#10	.22/5.54	1,000
N4NY-003B-9-M	N4NY-003B-0-M	.19/4.475	.38/9.60	.05/1.27	.38/9.53	#10	.22/5.54	1,000
N4NY-004B-9-M	N4NY-004B-0-M	.25/6.35	.42/10.70	.05/1.27	.38/9.53	#10	.22/5.54	1,000
N4NY-005B-9-M	N4NY-005B-0-M	.31/7.92	.44/11.20	.05/1.27	.38/9.53	#10	.22/5.54	1,000
N4NY-006B-9-M	N4NY-006B-0-M	.38/9.53	.46/11.79	.05/1.27	.38/9.53	#10	.22/5.54	1,000
N4NY-007B-9-M	N4NY-007B-0-M	.44/11.10	.50/12.70	.05/1.27	.38/9.53	#10	.22/5.54	1,000
N4NY-008B-9-M	N4NY-008B-0-M	.50/12.70	.53/13.46	.05/1.27	.38/9.53	#10	.22/5.54	1,000
N6NY-004C-9-M	N6NY-004C-0-M	.25/6.35	.44/11.10	.06/1.52	.50/12.70	#10	.22/5.54	1,000
N6NY-005C-9-M	N6NY-005C-0-M	.31/7.92	.47/12.04	.06/1.52	.50/12.70	#10	.22/5.54	1,000
N6NY-006C-9-M	N6NY-006C-0-M	.38/9.53	.50/12.70	.06/1.52	.50/12.70	#10	.22/5.54	1,000
N6NY-007C-9-M	N6NY-007C-0-M	.44/11.10	.53/13.54	.06/1.52	.50/12.70	#10	.22/5.54	1,000
N6NY-008C-9-M	N6NY-008C-0-M	.50/12.70	.55/14.05	.06/1.52	.50/12.70	#10	.22/5.54	1,000
N6NY-009-9-M	N6NY-009-0-M	.56/14.27	.60/15.32	.06/1.52	.50/12.70	#10	.22/5.54	1,000
N6NY-010-9-M	N6NY-010-0-M	.63/15.88	.63/15.88	.06/1.52	.50/12.70	#10	.22/5.54	1,000
N6NY-011-9-M	N6NY-011-0-M	.69/17.45	.67/16.89	.06/1.52	.50/12.70	#10	.22/5.54	1,000
N6NY-012-9-M	N6NY-012-0-M	.75/19.05	.67/17.75	.06/1.52	.50/12.70	#10	.22/5.54	1,000
N6NY-013-9-M	N6NY-013-0-M	.81/20.62	.77/19.43	.06/1.52	.50/12.70	#10	.22/5.54	1,000
N6NY-014-9-M	N6NY-014-0-M	.88/22.23	.80/20.19	.06/1.52	.50/12.70	#10	.22/5.54	1,000
N6NY-016-9-M	N6NY-016-0-M	1.00/25.40	.83/21.00	.06/1.52	.50/12.70	#10	.22/5.54	1,000
N6NY-018-9-D	N6NY-018-0-D	1.13/28.58	.94/23.88	.06/1.52	.50/12.70	#10	.22/5.54	500
N6NY-019-9-D	N6NY-019-0-D	1.19/30.15	.96/24.46	.06/1.52	.50/12.70	#10	.22/5.54	500
N6NY-020-9-D	N6NY-020-0-D	1.25/31.75	.98/24.90	.06/1.52	.50/12.70	#10	.22/5.54	500
N6NY-022-9-D	N6NY-022-0-D	1.38/34.93	1.05/26.54	.06/1.52	.50/12.70	#10	.22/5.54	500
N6NY-024-9-D	N6NY-024-0-D	1.50/38.10	1.11/28.30	.06/1.52	.50/12.70	#10	.22/5.54	500

Thomas&Betts
www.tnb.com

United States
Tel: 901.252.8000
800.816.7809
Fax: 901.252.1354

Technical Services
Tel: 888.862.3289

Ideal for assembly applications.

Self-Aligning Cable Clamps

- Molded-in saddle washer enhances performance and appearance
- Self-alignment feature makes this clamp ideal for assembly applications
- 14 diameters and 2 widths with mounting holes for #4 through #10 screws
- UL® Flammability W.NY 94 V-2; W.TZ 94 V-0.
- Stocked in natural and heat-stabilized black nylon 6.6, and fluropolymer for harsh environments
- Item numbers molded-in for easy identification
- Replace "M" or "D" with "C" for 100 pack
- Temperature Rating: -40° F to 185° F (-40° C to 85° C); Heat-Stabilized: -40° F to 221° F (-40° C to 105° C); Fluropolymer: -50° F to 302° F (-45° C to 150° C)

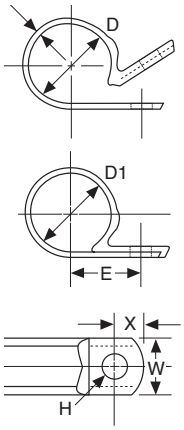

BULK PKG. CAT. NO.	MATERIAL	D NOMINAL DIAMETER IN./MM.	D1 CLOSED DIAMETER IN./MM.	E IN./MM.	T THICKNESS IN./MM.	W WIDTH IN./MM.	H HOLE DIAMETER IN./MM.	X IN./MM.	BULK PKG. QTY.
W4NY-125-9-M	Natural Nylon	.13/3.18	.11/2.90	.33/8.46	.04/1.02	.38/9.53	.17/4.24	.26/6.53	1,000
W4NY-187-9-M	Natural Nylon	.19/4.75	.17/4.37	.36/9.02	.04/1.02	.38/9.53	.17/4.24	.22/5.54	1,000
W4NY-250-9-M	Natural Nylon	.25/6.35	.23/5.94	.38/9.70	.04/1.02	.38/9.53	.17/4.24	.19/4.83	1,000
W4NY-312-9-M	Natural Nylon	.31/7.92	.30/7.54	.42/10.72	.04/1.02	.38/9.53	.17/4.24	.21/5.21	1,000
W4NY-375-9-M	Natural Nylon	.38/9.53	.36/9.12	.45/11.53	.04/1.02	.38/9.53	.17/4.24	.21/5.33	1,000
W4NY-500-9-M	Natural Nylon	.50/12.70	.48/12.30	.49/12.45	.04/1.02	.38/9.53	.17/4.24	.27/6.86	1,000
W6NY-187-9-M	Natural Nylon	.19/4.75	.17/4.37	.38/9.53	.06/1.52	.50/12.70	.20/5.16	.24/6.12	1,000
W6NY-250-9-M	Natural Nylon	.25/6.35	.23/5.94	.41/10.34	.06/1.52	.50/12.70	.20/5.16	.24/6.12	1,000
W6NY-312-9-M	Natural Nylon	.31/7.92	.30/7.54	.45/11.30	.06/1.52	.50/12.70	.20/5.16	.28/6.60	1,000
W6NY-375-9-M	Natural Nylon	.38/9.53	.36/9.12	.48/12.30	.06/1.52	.50/12.70	.20/5.16	.29/7.39	1,000
W6NY-437-9-M	Natural Nylon	.44/11.10	.42/10.72	.52/13.26	.06/1.52	.50/12.70	.20/5.16	.26/6.68	1,000
W6NY-500-9-M	Natural Nylon	.50/12.70	.48/12.30	.56/14.22	.06/1.52	.50/12.70	.20/5.16	.27/6.91	1,000
W6NY-562-9-M	Natural Nylon	.56/14.27	.55/13.90	.66/16.69	.06/1.52	.50/12.70	.20/5.16	.24/6.00	1,000
W6NY-625-9-M	Natural Nylon	.63/15.88	.61/15.47	.64/16.18	.06/1.52	.50/12.70	.20/5.16	.29/7.37	1,000
W6NY-687-9-M	Natural Nylon	.69/17.45	.67/17.10	.69/17.63	.06/1.52	.50/12.70	.20/5.16	.33/8.31	1,000
W6NY-750-9-M	Natural Nylon	.75/19.05	.73/18.64	.73/18.44	.06/1.52	.50/12.70	.20/5.16	.33/8.28	1,000
W6NY-812-9-M	Natural Nylon	.81/20.62	.80/20.24	.78/19.71	.06/1.52	.50/12.70	.20/5.16	.32/8.20	1,000
W6NY-875-9-D	Natural Nylon	.88/22.23	.86/21.82	.73/18.62	.06/1.52	.50/12.70	.20/5.16	.31/7.87	500
W6NY-1000-9-D	Natural Nylon	1.00/25.40	.98/25.00	.88/22.38	.06/1.52	.50/12.70	.20/5.16	.29/7.42	500
W6NY-1250-9-D	Natural Nylon	1.25/31.75	1.23/31.17	1.01/25.65	.06/1.52	.50/12.70	.20/5.16	.34/8.61	500
W4NY-125-0-M	Heat-Stabilized Black Nylon	.13/3.18	.11/2.90	.33/8.46	.04/1.02	.38/9.53	.17/4.24	.26/6.53	1,000
W4NY-187-0-M	Heat-Stabilized Black Nylon	.19/4.75	.17/4.37	.36/9.02	.04/1.02	.38/9.53	.17/4.24	.22/5.54	1,000
W4NY-250-0-M	Heat-Stabilized Black Nylon	.25/6.35	.23/5.94	.38/9.70	.04/1.02	.38/9.53	.17/4.24	.19/4.83	1,000
W4NY-312-0-M	Heat-Stabilized Black Nylon	.31/7.92	.30/7.54	.42/10.72	.04/1.02	.38/9.53	.17/4.24	.21/5.21	1,000
W4NY-375-0-M	Heat-Stabilized Black Nylon	.38/9.53	.36/9.12	.45/11.53	.04/1.02	.38/9.53	.17/4.24	.21/5.33	1,000
W4NY-500-0-M	Heat-Stabilized Black Nylon	.50/12.70	.48/12.30	.49/12.45	.04/1.02	.38/9.53	.17/4.24	.27/6.86	1,000
W6NY-187-0-M	Heat-Stabilized Black Nylon	.19/4.75	.17/4.37	.38/9.53	.06/1.52	.50/12.70	.20/5.16	.24/6.12	1,000
W6NY-250-0-M	Heat-Stabilized Black Nylon	.25/6.35	.23/5.94	.41/10.34	.06/1.52	.50/12.70	.20/5.16	.24/6.12	1,000
W6NY-312-0-M	Heat-Stabilized Black Nylon	.31/7.92	.30/7.54	.45/11.30	.06/1.52	.50/12.70	.20/5.16	.28/6.60	1,000
W6NY-375-0-M	Heat-Stabilized Black Nylon	.38/9.53	.36/9.12	.48/12.30	.06/1.52	.50/12.70	.20/5.16	.29/7.39	1,000
W6NY-437-0-M	Heat-Stabilized Black Nylon	.44/11.10	.42/10.72	.52/13.26	.06/1.52	.50/12.70	.20/5.16	.26/6.68	1,000
W6NY-500-0-M	Heat-Stabilized Black Nylon	.50/12.70	.48/12.30	.56/14.22	.06/1.52	.50/12.70	.20/5.16	.27/6.91	1,000
W6NY-562-0-M	Heat-Stabilized Black Nylon	.56/14.27	.55/13.90	.66/16.69	.06/1.52	.50/12.70	.20/5.16	.24/6.00	1,000
W6NY-625-0-M	Heat-Stabilized Black Nylon	.63/15.88	.61/15.47	.64/16.18	.06/1.52	.50/12.70	.20/5.16	.229/7.3790	1,000
W6NY-687-0-M	Heat-Stabilized Black Nylon	.69/17.45	.67/17.10	.69/17.63	.06/1.52	.50/12.70	.20/5.16	.33/8.31	1,000
W6NY-750-0-M	Heat-Stabilized Black Nylon	.75/19.05	.73/18.64	.73/18.44	.06/1.52	.50/12.70	.20/5.16	.33/8.28	1,000
W6NY-812-0-M	Heat-Stabilized Black Nylon	.81/20.62	.80/20.24	.78/19.71	.06/1.52	.50/12.70	.20/5.16	.32/8.20	1,000
W6NY-875-0-D	Heat-Stabilized Black Nylon	.88/22.23	.86/21.82	.73/18.62	.06/1.52	.50/12.70	.20/5.16	.31/7.87	500
W6NY-1000-0-D	Heat-Stabilized Black Nylon	1.00/25.40	.98/25.00	.88/22.38	.06/1.52	.50/12.70	.20/5.16	.29/7.42	500
W6NY-1250-0-D	Heat-Stabilized Black Nylon	1.25/31.75	1.23/31.17	1.01/25.65	.06/1.52	.50/12.70	.20/5.16	.34/8.61	500
For harsh environments									
W4TZ-125-5-D	Fluropolymer (Aqua)	.13/3.18	.11/2.90	.33/8.46	.04/1.02	.38/9.53	.17/4.24	.26/6.53	500
W4TZ-187-5-D	Fluropolymer (Aqua)	.19/4.75	.17/4.37	.36/9.02	.04/1.02	.38/9.53	.17/4.24	.22/5.54	500
W4TZ-250-5-D	Fluropolymer (Aqua)	.25/6.35	.23/5.94	.38/9.70	.04/1.02	.38/9.53	.17/4.24	.19/4.83	500
W4TZ-312-5-D	Fluropolymer (Aqua)	.31/7.92	.30/7.54	.42/10.72	.04/1.02	.38/9.53	.17/4.24	.21/5.21	500
W4TZ-375-5-D	Fluropolymer (Aqua)	.38/9.53	.36/9.12	.45/11.53	.04/1.02	.38/9.53	.17/4.24	.21/5.33	500
W4TZ-500-5-D	Fluropolymer (Aqua)	.50/12.70	.48/12.30	.49/12.45	.04/1.02	.38/9.53	.17/4.24	.27/6.86	500
W6TZ-187-5-D	Fluropolymer (Aqua)	.19/4.75	.17/4.37	.38/9.53	.06/1.52	.50/12.70	.20/5.16	.24/6.12	500
W6TZ-250-5-D	Fluropolymer (Aqua)	.25/6.35	.23/5.94	.41/10.34	.06/1.52	.50/12.70	.20/5.16	.24/6.12	500
W6TZ-312-5-D	Fluropolymer (Aqua)	.31/7.92	.30/7.54	.45/11.30	.06/1.52	.50/12.70	.20/5.16	.28/6.60	500
W6TZ-375-5-D	Fluropolymer (Aqua)	.38/9.53	.36/9.12	.48/12.30	.06/1.52	.50/12.70	.20/5.16	.29/7.39	500
W6TZ-437-5-D	Fluropolymer (Aqua)	.44/11.10	.42/10.72	.52/13.26	.06/1.52	.50/12.70	.20/5.16	.26/6.68	500
W6TZ-500-5-D	Fluropolymer (Aqua)	.50/12.70	.48/12.30	.56/14.22	.06/1.52	.50/12.70	.20/5.16	.27/6.91	500
W6TZ-625-5-D	Fluropolymer (Aqua)	.63/15.88	.61/15.47	.64/16.18	.06/1.52	.50/12.70	.20/5.16	.29/7.37	500
W6TZ-750-5-D	Fluropolymer (Aqua)	.75/19.05	.67/17.10	.73/18.44	.06/1.52	.50/12.70	.20/5.16	.33/8.28	500

Several mounting styles available.

Mechanical-Locking Routing Clamps

- Clamp acts as a retainer during wire routing, and as a permanent clamp when desired

STD. CAT. NO.	MOUNTING HOLE SIZE IN./MM.	BUNDLE DIA. IN./MM.	MAX. WIRE WIDTH IN./MM.	LENGTH IN./MM.	STD. PKG. QTY.
TC88	.250/6.35	.500/12.7	.250/6.35	.891/22.63	100
TC95	.250/6.35	1.000/25.4	.500/12.7	1.590/40.39	100

Natural nylon color.
For use in temperatures ranging from -40° F to 185° F (-40° C to 85° C).

Harness Clips

- Low installation cost
- Releasable
- For grouping wires in appliances, office equipment and other applications
- Adjustable, self-locking clip requires no tools for installation

How it works:

A projecting prong is simply pressed into a ¼" hole, where it compresses and locks. The simple ratchet-type lock is released by moving the locking lever.

BULK PKG. CAT. NO.	MOUNTING HOLE SIZE IN./MM.	MAX. WIRE BUNDLE DIA. IN./MM.	BULK PKG. QTY.
HCP438	.250/6.35	.375/9.53	1,000

Natural nylon color.
For use in temperatures ranging from -40° F to 185° F (-40° C to 85° C).

Bundle-Retaining Clamp

- AC-loop
- Easy to add wires

STD. PKG. CAT. NO.	MOUNTING METHOD	BUNDLE DIA. IN./MM.	MAX. WIRE WIDTH IN./MM.	STD. PKG. QTY.
TC70	#10 screw	.250/6.35	.400/10.16	100
TC71	#10 screw	.500/12.7	.400/10.16	100
TC72	#10 screw	.750/19.05	.500/12.7	100
TC73	#10 screw	1.000/25.4	.500/12.7	100
TC74	#10 screw	1.500/38.10	.500/12.7	100

• Rigid PVC construction
For use in temperatures ranging from -40° F to 122° F (-40° C to 50° C).

TY-RAP® Saddle Mounting Plate

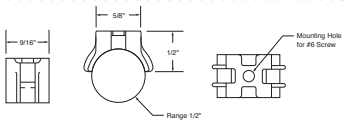

- For use with round bundles

STD. PKG. CAT. NO.	MAX TIE WIDTH IN./MM.	SIZE IN./MM.	BUNDLE HOLE SIZE IN./MM.	MOUNTING STD. PKG. QTY.
TC92	.190/4.83	½–1¼/12.7–31.75	#6 Screw	100

Natural nylon color.
For use in temperatures ranging from -40° F to 185° F (-40° C to 85° C).

Wires are held ½" above work surface for easy tying.

Wire-Bundle Retainers

- Consist of a spring-loaded clip and an elastic bundle support
- Wires are inserted by snapping them through spring-loaded clips

STD. PKG. CAT. NO.	FASTENER	MAX. WIRE BUNDLE DIA. IN./MM.	WIDTH IN./MM.	HEIGHT IN./MM.	STD. PKG. QTY.
TC86	#6 screws	.750/19.05	1.750/44.45	1.813/46.05	25
TC87	#6 screws	1.250/31.75	2.469/62.71	2.281/57.94	10

Hardened, nickel-plated, steel construction.

Harness-Board Nails

- For wire harness board manufacturing

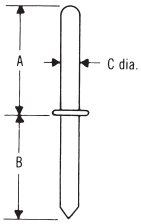

STD. PKG CAT. NO.	DIMENSIONS A IN./MM.	B IN./MM.	C IN./MM.	STD. PKG. QTY.
HBP-1	1.000/25.40	.625/15.88	.072/1.83	100
HBP112	1.500/38.10	.625/15.88	.082/2.08	100
HBP2	2.000/50.80	.625/15.88	.092/2.34	100
HBP212	2.500/63.50	.625/15.88	.105/2.67	100
HBP3	3.000/76.20	.625/15.88	.120/3.05	100

Offers extra support for wires and cables.



Bulkhead Bundle Support Feedthrough

- TC131 bulkhead mounting base can be installed from either side
- Ties are installed through the clamp on either side of the bulkhead

BULK PKG. CAT. NO.	MOUNTING METHOD	TIE WIDTH ACCOM.	MAXIMUM WIDTH IN./MM.	LENGTH IN./MM.	BULK PKG. QTY.
TC131	#6 screw	.190/4.83	1.115/28.32	1.890/48.00	1,000

Natural nylon color.
For use in temperatures ranging from -40° F to 185° F (-40° C to 85° C).

Keep wire bundles apart.

Wire-Bundle Spacer

STD. PKG. CAT. NO.	MAXIMUM TIE WIDTH ACCOM.	WIDTH IN./MM.	LENGTH IN./MM.	STD. PKG.
TC5339	.190/4.83	.266/6.76	.500/12.70	100

Natural nylon color.
For use in temperatures ranging from -40° F to 185° F (-40° C to 85° C).

Thomas&Betts
www.tnb.com

United States
Tel: 901.252.8000
800.816.7809
Fax: 901.252.1354

Technical Services
Tel: 888.862.3289

Mounting Bases for Heavy-Duty Applications

Designed for indoor or outdoor use and heavy-duty applications.

Framing Channel Clamp

- Quick and easy to install on existing metal framing channel
- Installs with a push and twist
- Smooth design protects cable insulation
- Takes range of cable diameters

When fastening wire bundles, cables or hoses to framing channels, you can cut costs considerably by using the Ty-Rap® cable clamp. It's made of smooth, weather-resistant nylon and designed to protect cable insulation and hoses from wear or damage, which can occur with metal clamps. The clamp may be used for both indoor or outdoor applications. It quickly installs in the framing channel with a simple push and twist. It requires no screws, nuts or tools. The clamp fits all 1½" and 1⅝" channels regardless of channel depth.







STD. PKG. CAT. NO.	CHANNEL SIZE (IN.)	MAXIMUM TIE WIDTH ACCOM.	STD. PKG. QTY.
TC5363X	1½ & 1⅝	.301/7.65	50

• Made from high-impact weather-resistant black nylon
For use in temperatures ranging from -40° F to 185° F (-40° C to 85° C).

Specially designed head is range-taking.

Ty-Rap® Mounting Base for Masonry and Brick Surfaces

- Quick, easy installation without cumbersome adhesives or epoxies
- Provides a quick, easy and dependable means of attaching cable and wires to masonry surfaces
- Installs by tapping it into a drilled hole
- It's immediately ready to accept a cable tie and wire bundle — no tedious surface preparation; no waiting for adhesives to set

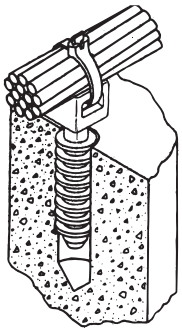

- Replaces a variety of anchors, clamps, screws and adhesives
- Designed for both indoor and outdoor applications
- Only two sizes to stock — reduces inventory

STD. PKG. CAT. NO.	HOLE SIZE IN MASONRY	MAXIMUM TIE WIDTH ACCOM.	STD. PKG. QTY.
TC5358	¼	.190/4.83	100
TC5359	⅜	.500/12.70	50

• Made of a special impact and ultraviolet-resistant black nylon
For use in temperatures ranging from -40° F to 185° F (-40° C to 85° C).

Weather-resistant!

Ty-Rap® Mounting Base for Lashing Tie

WEATHER RESISTANT

- For use with lashing ties up to .500" width (i.e. TY5409)
- High impact

STD. PKG. CAT. NO.	MOUNTING METHOD	TIE WIDTH ACCOM.	MAXIMUM WIDTH IN./MM.	LENGTH IN./MM.	STD. PKG. QTY.
TC5355	#8 screw	.500/12.70	.750/19.05	1.750/44.45	25
TC5356	#10 screw	.500/12.70	.750/19.05	1.750/44.45	25
TC5357	¼" screw	.500/12.70	.750/19.05	1.750/44.45	25

• Black nylon construction
For use in temperatures ranging from -40° F to 185° F (-40° C to 85° C).

Mounting Bases for Heavy-Duty Applications

A fast and simple harnessing method for neat, versatile wire management.

The Stud Mount Cable Fastening System includes a range of bases and the custom drill bit that mounts all sizes.

Stud Mount Fastening System

- Great for harnessing wires, cables and hoses to truck and trailer chassis
- Fast, easy installation, using standard ⅜" power drill and application tool or simply hammer on
- Unlimited harnessing flexibility using conventional T&B cable ties
- Custom drill bit quickly installs base to proper torque — won't crack or break mounting base due to being overtightened
- Unique 4-way multi-directional design
- 10-position harness capability
- Available for ⅜", ½", ⅝", and ¾" stud/bolt sizes
- Self-tapping thread design for reliable installation onto stud
- High pull-out strength of 500+ lbs.

Thomas & Betts Stud Mount Fastening System is a fast and simple harnessing method for neat, versatile, cord, cable, hose, and wire management. Using a custom drill bit for your ⅜" power drill, the Stud Mount base is quickly attached onto a threaded stud or bolt to the proper torque—every time. The innovative "X" design of the base reliably supports many types of cable or hose assemblies using a wide range of conventional T&B cable ties. Designed with 10 separate lashing positions, the Stud Mount offers unlimited wire harnessing arrangements. T&B's Stud Mount is available in four convenient stud bolt sizes.

During installation, the custom Stud Mount drill bit application tool ejects itself from mounting base, ensuring proper torque and preventing cracking or breaking of the mount from being overtightened.

BULK PKG. CAT. NO.	DESCRIPTION	STUD SIZE	MATERIAL	COLOR	BULK PKG.
XMNY-375-0-D	Mount Fastener	⅜	Nylon, UV Stabilized	Black	500
XMNY-500-0-D	Mount Fastener	½	Nylon, UV Stabilized	Black	500
XMNY-625-0-D	Mount Fastener	⅝	Nylon, UV Stabilized	Black	500
XMNY-750-0-D	Mount Fastener	¾	Nylon, UV Stabilized	Black	500
WTXM	Application Tool	—	Tool Steel	—	1

• Material: Impact-resistant weatherable black nylon
For use in temperatures ranging from -40° F to 185° F (-40° C to 85° C).

Virtually unlimited harnessing flexibility is provided in the unique 10-position harness design of the Stud Mount base.

Thomas&Betts
www.tnb.com

United States
Tel: 901.252.8000
800.816.7809
Fax: 901.252.1354

Technical Services
Tel: 888.862.3289

Install with gaps for greater flexibility or butted together for maximum abrasion resistance, insulation and rigidity!

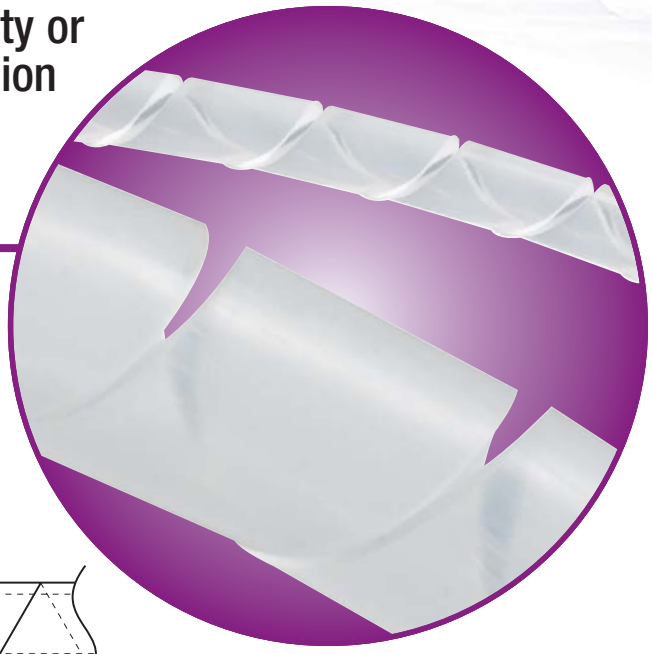

Spiral Wrap

- Packaged in 100 foot reels
- Protects bundles from .063" to 7" (1.6 mm to 177.8 mm) diameters
- Available in three material types
- Also commonly known as reverse cut, left-handed cut or counter-clockwise cut
- For use with cutting tool SR-100 (see **page D-53**)
- UL 94 HB Flammability Rating

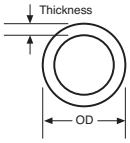

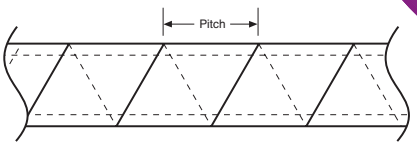

STD. PKG. CAT. NO.	MATERIAL	OUTSIDE DIAMETER IN./MM.	PITCH IN./MM.	NOMINAL WALL THICKNESS IN./MM.	MINIMUM/MAXIMUM BUNDLE RANGE IN./MM.	IN./MM.	REEL QTY.
SRPE-125-9-C	Natural Polyethylene	.13/3.18	.21/5.33	.04/.89	.06/1.60	.50/12.70	1 (100 ft.)
SRPE-187-9-C	Natural Polyethylene	.19/4.75	.24/6.10	.04/1.02	.13/3.18	1.50/38.10	1 (100 ft.)
SRPE-250-9-C	Natural Polyethylene	.25/6.35	.38/9.53	.05/1.14	.19/4.78	2.00/50.80	1 (100 ft.)
SRPE-375-9-C	Natural Polyethylene	.38/9.53	.44/11.13	.05/1.32	.31/7.95	3.00/76.20	1 (100 ft.)
SRPE-500-9-C	Natural Polyethylene	.50/12.70	.56/14.30	.06/1.57	.38/9.53	4.00/101.60	1 (100 ft.)
SRPE-625-9-C	Natural Polyethylene	.63/15.88	.63/15.88	.06/1.57	.63/15.88	4.50/114.30	1 (100 ft.)
SRPE-750-9-C	Natural Polyethylene	.63/15.88	.75/19.05	.07/1.65	.75/19.05	5.00/127.00	1 (100 ft.)
SRPE-1000-9-C	Natural Polyethylene	1.00/25.40	1.11/28.19	.70/17.78	1.0/25.40	7.00/177.80	1 (100 ft.)
SRPE-125-0-C	Weatherable Black Polyethylene	.13/3.18	.21/5.33	.04/.89	.06/1.60	.50/12.70	1 (100 ft.)
SRPE-187-0-C	Weatherable Black Polyethylene	.19/4.75	.24/6.10	.04/1.02	.13/3.18	1.50/38.10	1 (100 ft.)
SRPE-250-0-C	Weatherable Black Polyethylene	.25/6.35	.38/9.53	.05/1.14	.19/4.78	2.00/50.80	1 (100 ft.)
SRPE-375-0-C	Weatherable Black Polyethylene	.38/9.53	.44/11.13	.05/1.32	.31/7.95	3.00/76.20	1 (100 ft.)
SRPE-500-0-C	Weatherable Black Polyethylene	.50/12.70	.56/14.30	.06/1.57	.38/9.53	4.00/101.60	1 (100 ft.)
SRPE-625-0-C	Weatherable Black Polyethylene	.63/15.88	.63/15.88	.06/1.57	.63/15.88	4.50/114.30	1 (100 ft.)
SRPE-750-0-C	Weatherable Black Polyethylene	.63/15.88	.75/19.05	.07/1.65	.75/19.05	5.00/127.00	1 (100 ft.)
SRPE-1000-0-C	Weatherable Black Polyethylene	1.00/25.40	1.11/28.19	.70/17.78	1.0/25.40	7.00/177.80	1 (100 ft.)
SRNY-187-9-C	Natural Nylon 6.6	.19/4.75	.24/6.10	.03/.64	.13/3.18	1.50/38.10	1 (100 ft.)
SRNY-250-9-C	Natural Nylon 6.6	.25/6.35	.38/9.53	.03/.64	.19/4.75	2.00/50.80	1 (100 ft.)
SRNY-375-9-C	Natural Nylon 6.6	.38/9.53	.44/11.13	.04/.89	.31/7.92	3.00/76.20	1 (100 ft.)
SRNY-500-9-C	Natural Nylon 6.6	.50/12.70	.56/14.30	.04/.89	.38/9.53	4.00/101.60	1 (100 ft.)

Sold in 100-ft. rolls.

Polyethylene

Available in natural and weatherable black.

For general indoor use to 122° F (50° C). Material is flexible and easy to work with.

Weatherable Polyethylene

Available in black only. Designed to resist ultraviolet light in outdoor applications.

Flame-Retardant Polyethylene

Available in white only.

Material is UL® 94 V-0 rated. More economical and less rigid than nylon.

Nylon 6.6

Available in natural only.

Offers highest abrasion resistance and rigidity. Self-extinguishing to UL 94 HB and a UL Recognized Component.

Fluoropolymer

Available in opaque color.

Excellent resistance to harsh environments 338° F (170° C) max operating temperature.

Ty-Rap®

Wire Protection Products

Perfect for protection of bundles from .063" to 7" diameters.

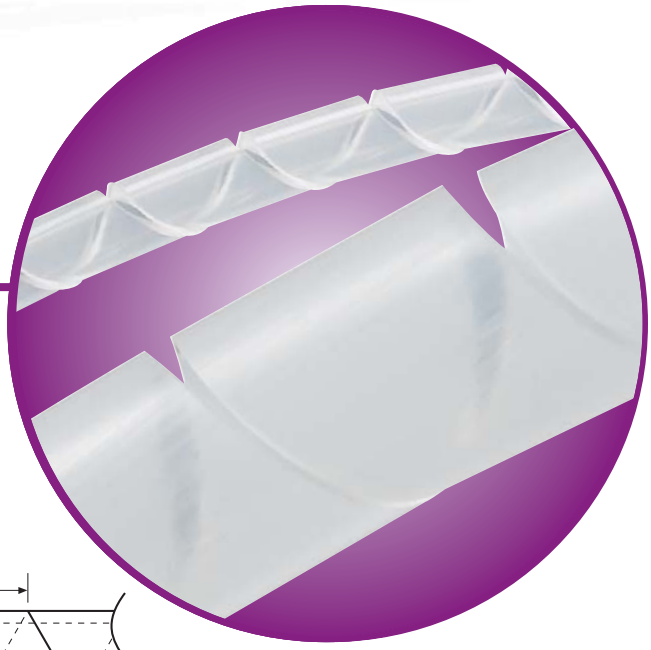

Forward Cut Spiral Wrap

- Install with gaps for greater flexibility or butted together for maximum abrasion resistance, insulation, and rigidity
- Available in three materials
- Also known as right-hand cut or clockwise cut
- Use cutting tool SR-100 (**pg D-53**)

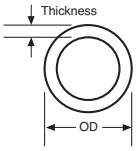

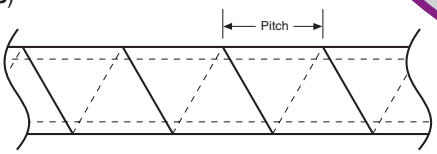

STD. PKG. CAT. NO.	MATERIAL	OUTSIDE DIAMETER IN./MM.	PITCH IN./MM.	NOMINAL WALL THICKNESS IN./MM.	MIN./MAX. BUNDLE RANGE IN./MM.	UL FLAMMABILITY	REEL QTY.
SRPE-125F-9-C	Natural Polyethylene	.19/4.75	.24/6.10	.04/1.02	.13–1.50/3.18–80.77	94 HB	1 (100ft.)
SRPE-187F-9-C	Natural Polyethylene	.19/4.75	.24/6.10	.04/1.02	.13–1.50/3.18–80.77	94 HB	1 (100ft.)
SRPE-250F-9-C	Natural Polyethylene	.25/6.35	.38/9.53	.05/1.14	.19–2.0/4.78–50.80	94 HB	1 (100ft.)
SRPE-375F-9-C	Natural Polyethylene	.38/9.53	.44/11.13	.05/1.32	.31–3.0/7.95–76.20	94 HB	1 (100ft.)
SRPE-500F-9-C	Natural Polyethylene	.50/12.70	.56/14.30	.06/1.57	.38–4.0/9.53–101.60	94 HB	1 (100ft.)
SRPE-625F-9-C	Natural Polyethylene	.63/15.88	.63/15.88	.06/1.57	.63–4.5/15.88–114.30	94 HB	1 (100ft.)
SRPE-750F-9-C	Natural Polyethylene	.75/19.05	.75/19.05	.07/1.65	.75–5.0/19.05–127.00	94 HB	1 (100ft.)
SRPE-1000F-9-C	Natural Polyethylene	1.0/25.40	1.11/28.19	.07/1.78	1.0–7.0/25.40–177.80	94 HB	1 (100ft.)
SRPE-125F-0-C	Weatherable Black Polyethylene	.19/4.75	.24/6.10	.04/1.02	.13–1.50/3.18–80.77	94 HB	1 (100ft.)
SRPE-187F-0-C	Weatherable Black Polyethylene	.19/4.75	.24/6.10	.04/1.02	.13–1.50/3.18–80.77	94 HB	1 (100ft.)
SRPE-250F-0-C	Weatherable Black Polyethylene	.25/6.35	.38/9.53	.05/1.14	.19–2.0/4.78–50.80	94 HB	1 (100ft.)
SRPE-375F-0-C	Weatherable Black Polyethylene	.38/9.53	.44/11.13	.05/1.32	.31–3.0/7.95–76.20	94 HB	1 (100ft.)
SRPE-500F-0-C	Weatherable Black Polyethylene	.50/12.70	.56/14.30	.06/1.57	.38–4.0/9.53–101.60	94 HB	1 (100ft.)
SRPE-625F-0-C	Weatherable Black Polyethylene	.63/15.88	.63/15.88	.06/1.57	.63–4.5/15.88–114.30	94 HB	1 (100ft.)
SRPE-750F-0-C	Weatherable Black Polyethylene	.75/19.05	.75/19.05	.07/1.65	.75–5.0/19.05–127.00	94 HB	1 (100ft.)
SRPE-1000F-0-C	Weatherable Black Polyethylene	1.0/25.40	1.11/28.19	.07/1.78	1.0–7.0/25.40–177.80	94 HB	1 (100ft.)
SRFR-125F-WH-C	White Flame-Retardant Polyethylene	.19/4.75	.24/6.10	.04/1.02	.13–1.50/3.18–80.77	94 V-0	1 (100ft.)
SRFR-187F-WH-C	White Flame-Retardant Polyethylene	.19/4.75	.24/6.10	.04/1.02	.13–1.50/3.18–80.77	94 V-0	1 (100ft.)
SRFR-250F-WH-C	White Flame-Retardant Polyethylene	.25/6.35	.38/9.53	.05/1.14	.19–2.0/4.78–50.80	94 V-0	1 (100ft.)
SRFR-375F-WH-C	White Flame-Retardant Polyethylene	.38/9.53	.44/11.13	.05/1.32	.31–3.0/7.95–76.20	94 V-0	1 (100ft.)
SRFR-500F-WH-C	White Flame-Retardant Polyethylene	.50/12.70	.56/14.30	.06/1.57	.38–4.0/9.53–101.60	94 V-0	1 (100ft.)
SRTL-250F-9-C	Fluoropolymer	.25/6.35	.38/9.53	.05/1.32	.19–2.0/4.78–50.80	94 V-0	1 (100ft.)
SRTL-500F-9-C	Fluoropolymer	.50/12.70	.56/14.30	.06/1.57	.38–4.0/9.53–101.60	94 V-0	1 (100ft.)

- *Sold in 100-ft. rolls.*

Polyethylene

Available in natural and weatherable black.

For general indoor use to 122° F (50° C). Material is flexible and easy to work with.

Weatherable Polyethylene

Available in black only. Designed to resist ultraviolet light in outdoor applications.

Flame-Retardant Polyethylene

Available in white only.

Material is UL 94 V-0 rated. More economical and less rigid than nylon.

Nylon 6.6

Available in natural only.

Offers highest abrasion resistance and rigidity. Self-extinguishing to UL 94 HB and a UL Recognized Component.

Fluoropolymer

Available in opaque color.

Excellent resistance to harsh environments 338° F (170° C) max operating temperature.

Thomas&Betts
www.tnb.com

United States
Tel: 901.252.8000
800.816.7809
Fax: 901.252.1354

Technical Services
Tel: 888.862.3289

Suitable for round hole or odd-shape applications!

Molded Grommeting

- Meets MS21266
- Available in three materials for panel thicknesses from .015" to .192"
- Grommet is used to protect panel edges and knockouts where the chafing of passing wires is a concern
- Also available in fluoropolymer material for harsh environments
- Strip length — 12¾"

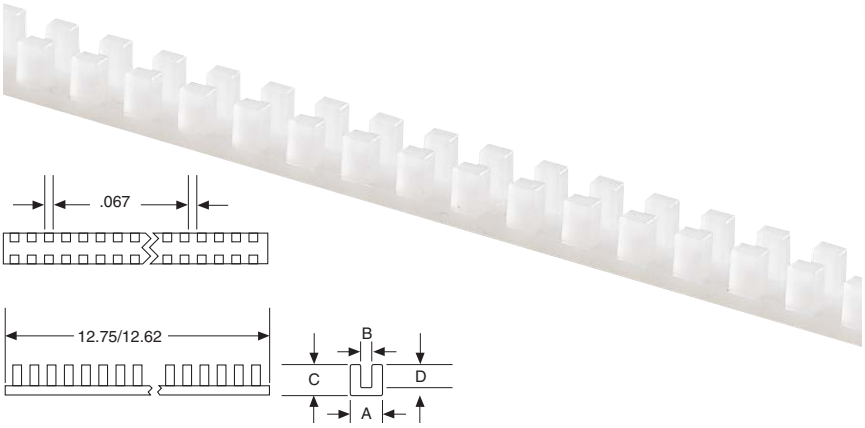

STD. PKG. CAT. NO.	BULK. PKG. CAT. NO.	MATERIAL	A IN./MM.	B IN./MM.	C IN./MM.	D IN./MM.	FOR PANEL THICKNESS (IN.)	MILITARY STANDARD NUMBERS	STD. PKG.	BULK PKG.
GSNY-052-9-C	—	Natural Nylon 6.6	.15/3.81	.06/1.42	.16/3.94	.10/2.54	.02–.052/.38–1.32	MS-21266-1N	100	—
GSNY-085-9-C	—	Natural Nylon 6.6	.18/4.45	.09/2.29	.16/3.94	.10/2.54	.05–.085/1.35–2.16	MS-21266-2N	100	—
GSNY-128-9-C	—	Natural Nylon 6.6	.22/5.59	.13/3.33	.16/3.94	.10/2.54	.09–.128/2.18–3.25	MS-21266-3N	100	—
GSNY-192-9-C	—	Natural Nylon 6.6	.36/8.26	.20/4.95	.23/5.84	.16/4.06	.19–.192/3.25–4.88	MS-21266-4N	100	—
GSTZ-052-9-C	—	Fluoropolymer	.15/3.81	.06/1.42	.16/3.94	.10/2.54	.02–.052/.38–1.32	MS-21266-1T	100	—
GSTZ-085-9-C	—	Fluoropolymer	.18/4.45	.09/2.29	.16/3.94	.10/2.54	.05–.085/1.35–2.16	MS-21266-2T	100	—
GSTZ-128-9-C	—	Fluoropolymer	.22/5.59	.13/3.33	.16/3.94	.10/2.54	.09–.128/2.18–3.25	MS-21266-3T	100	—
GSFR-052-WH-C	—	Flame-Retardant White	.15/3.81	.06/1.42	.16/3.94	.10/2.54	.02–.052/.38–1.32	—	100	—
—	GSFR-052-WH-D	Flame-Retardant White	.15/3.81	.06/1.42	.16/3.94	.10/2.54	.02–.052/.38–1.32	—	—	500
GSFR-085-WH-C	—	Flame-Retardant White	.18/4.45	.09/2.29	.16/3.94	.10/2.54	.05–.085/1.35–2.16	—	100	—
GSFR-128-WH-C	—	Flame-Retardant White	.22/5.59	.13/3.33	.16/3.94	.10/2.54	.09–.128/2.18–3.25	—	100	—

High-carbon, Teflon® coated steel blade!

SR-100 Cutting Tool

Use our SR-100 cutting tool for all your spiral wrap, plastic pipe and PVC conduit needs up to 1¼" I.D.

- Contoured handle resists tube crushing
- Produces no "sawdust" — no need to debur
- Lightweight, low-profile and no exposed blade when stored

CAT. NO.	DESCRIPTION
SR-100	Cutting Tool

Teflon® is a trademark of the DuPont Corporation.

Line panel edges and knockouts!

Extruded Grommeting

- Used to line panel edges and knockouts where the chafing of passing wires is a concern
- Available in 8 stock sizes in 100-ft. lengths for panels from .040" (1.02 mm) to .250" (6.35 mm) thick
- A variety of stocked materials to cover a wide range of applications
- Solid Wall Polyethylene is ideal for protection of glass, sheet metal, wood panels, or other sheet-form materials

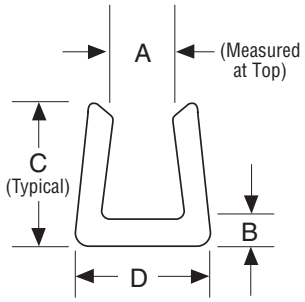

NOTE: *Min. bend radius is 1¼".*

STD. PKG. CAT. NO.	MATERIAL	A MAX. PANEL THICKNESS IN./MM.	B GROMMETING THICKNESS IN./MM.	C GROMMETING HEIGHT IN./MM.	D GROMMETING WIDTH IN./MM.	UL FLAMMABILITY	REEL QTY.
GRNY-040-9-C	Natural Nylon	.04/1.02	.04/1.02	.19/4.83	.13/3.18	94 V-2	1 (100 ft.)
GRNY-052-9-C	Natural Nylon	.05/1.32	.04/1.02	.19/4.83	.13/3.18	94 V-2	1 (100 ft.)
GRNY-062-9-C	Natural Nylon	.06/1.57	.05/1.14	.20/5.08	.17/4.32	94 V-2	1 (100 ft.)
GRNY-085-9-C	Natural Nylon	.09/2.16	.05/1.14	.20/5.08	.17/4.32	94 V-2	1 (100 ft.)
GRNY-100-9-C	Natural Nylon	.10/2.54	.05/1.14	.22/5.89	.21/5.33	94 V-2	1 (100 ft.)
GRNY-125-9-C	Natural Nylon	.13/3.18	.05/1.27	.22/5.89	.21/5.21	94 V-2	1 (100 ft.)
GRNY-187-9-C	Natural Nylon	.19/4.75	.05/1.27	.27/6.86	.28/6.99	94 V-2	1 (100 ft.)
GRNY-250-9-C	Natural Nylon	.25/6.35	.05/1.27	.28/7.11	.379/.40	94 V-2	1 (100 ft.)
GRNY-040-0-C	Black Nylon	.04/1.02	.04/1.02	.19/4.83	.13/3.18	94 V-2	1 (100 ft.)
GRNY-052-0-C	Black Nylon	.05/1.32	.04/1.02	.19/4.83	.13/3.18	94 V-2	1 (100 ft.)
GRNY-062-0-C	Black Nylon	.06/1.57	.05/1.14	.20/5.08	.17/4.32	94 V-2	1 (100 ft.)
GRNY-085-0-C	Black Nylon	.09/2.16	.05/1.14	.20/5.08	.17/4.32	94 V-2	1 (100 ft.)
GRNY-100-0-C	Black Nylon	.10/2.54	.05/1.14	.22/5.89	.21/5.33	94 V-2	1 (100 ft.)
GRNY-125-0-C	Black Nylon	.13/3.18	.05/1.27	.22/5.89	.21/5.21	94 V-2	1 (100 ft.)
GRNY-187-0-C	Black Nylon	.19/4.75	.05/1.27	.27/6.86	.28/6.99	94 V-2	1 (100 ft.)
GRNY-250-0-C	Black Nylon	.25/6.35	.05/1.27	.28/7.11	.379/.40	94 V-2	1 (100 ft.)
GRPE-040-9-C	Natural Polyethylene	.04/1.02	.04/1.02	.19/4.83	.13/3.18	94 HB	1 (100 ft.)
GRPE-052-9-C	Natural Polyethylene	.05/1.32	.04/1.02	.19/4.83	.13/3.18	94 HB	1 (100 ft.)
GRPE-062-9-C	Natural Polyethylene	.06/1.57	.05/1.14	.20/5.08	.17/4.32	94 HB	1 (100 ft.)
GRPE-085-9-C	Natural Polyethylene	.09/2.16	.05/1.14	.20/5.08	.17/4.32	94 HB	1 (100 ft.)
GRPE-100-9-C	Natural Polyethylene	.10/2.54	.05/1.14	.22/5.89	.21/5.33	94 HB	1 (100 ft.)
GRPE-125-9-C	Natural Polyethylene	.13/3.18	.05/1.27	.22/5.89	.21/5.21	94 HB	1 (100 ft.)
GRPE-187-9-C	Natural Polyethylene	.19/4.75	.05/1.27	.27/6.86	.28/6.99	94 HB	1 (100 ft.)
GRPE-250-9-C	Natural Polyethylene	.25/6.35	.05/1.27	.28/7.11	.379/.40	94 HB	1 (100 ft.)
GRUPE-040-9-C	Solid Wall Polyethylene	.04/1.02	.04/1.02	.19/4.83	.13/3.18	94 HB	1 (100 ft.)
GRUPE-052-9-C	Solid Wall Polyethylene	.05/1.32	.04/1.02	.19/4.83	.13/3.18	94 HB	1 (100 ft.)
GRUPE-062-9-C	Solid Wall Polyethylene	.06/1.57	.05/1.14	.20/5.08	.17/4.32	94 HB	1 (100 ft.)
GRUPE-085-9-C	Solid Wall Polyethylene	.09/2.16	.05/1.14	.20/5.08	.17/4.32	94 HB	1 (100 ft.)
GRUPE-100-9-C	Solid Wall Polyethylene	.10/2.54	.05/1.14	.22/5.89	.21/5.33	94 HB	1 (100 ft.)
GRUPE-125-9-C	Solid Wall Polyethylene	.13/3.18	.05/1.27	.22/5.89	.21/5.21	94 HB	1 (100 ft.)
GRUPE-187-9-C	Solid Wall Polyethylene	.19/4.75	.05/1.27	.27/6.86	.28/6.99	94 HB	1 (100 ft.)
GRUPE-250-9-C	Solid Wall Polyethylene	.25/6.35	.05/1.27	.28/7.11	.379/.40	94 HB	1 (100 ft.)
GRFR-040-WH-C	Flame-Retardant White Polyethylene	.04/1.02	.04/1.02	.19/4.83	.13/3.18	94 V-0	1 (100 ft.)
GRFR-052-WH-C	Flame-Retardant White Polyethylene	.05/1.32	.04/1.02	.19/4.83	.13/3.18	94 V-0	1 (100 ft.)
GRFR-062-WH-C	Flame-Retardant White Polyethylene	.06/1.57	.05/1.14	.20/5.08	.17/4.32	94 V-0	1 (100 ft.)
GRFR-085-WH-C	Flame-Retardant White Polyethylene	.09/2.16	.05/1.14	.20/5.08	.17/4.32	94 V-0	1 (100 ft.)
GRFR-100-WH-C	Flame-Retardant White Polyethylene	.10/2.54	.05/1.14	.22/5.89	.23/5.89	94 V-0	1 (100 ft.)
GRFR-125-WH-C	Flame-Retardant White Polyethylene	.13/3.18	.05/1.27	.22/5.89	.23/5.89	94 V-0	1 (100 ft.)
GRFR-187-WH-C	Flame-Retardant White Polyethylene	.19/4.75	.05/1.27	.27/6.86	.28/6.99	94 V-0	1 (100 ft.)
GRFR-250-WH-C	Flame-Retardant White Polyethylene	.25/6.35	.05/1.27	.28/7.11	.379/.40	94 V-0	1 (100 ft.)

Thomas&Betts
www.tnb.com

United States
Tel: 901.252.8000
800.816.7809
Fax: 901.252.1354

Technical Services
Tel: 888.862.3289

Available in handy mini spools or bulk reels!

Braided Expandable Wire Protection Sleeving

Thomas & Betts braided wire protection sleeving is used to bundle and protect wires and cables from abrasion and excessive wear. Its flexible, lightweight, open weave construction installs easily over a variety of bundle diameters and shapes. The sleeving is resistant to chemicals, fungus, fuels, UV sunlight, and has an indefinite shelf life. It's easily cut with a hot knife, which seals the end, preventing fraying. Ends can be secured using Ty-Rap® cable ties.

Available in:

- Handy mini spools or bulk reels
- Eight sizes from ⅛" (3.18 mm) to 2½" (63.5 mm) nominal I.D. size
- Solid or wraparound hook and loop braided expandable wire sleeving
- Meets UL94V-1
- Meets Federal Motor Vehicle Standard No. FMV SS 302

Types of Materials



Polyethylene Terephthalate (P.E.T.)

A black 0.010" (.25mm) polyester monofilament material designed for indoor and outdoor applications. It's rated for continuous operating temp. -103° F to 257° F (-75° C to 125° C).



F – Flame Retardant Polyethylene Terephthalate (P.E.T.)

A 0.010" (.25 mm) self-extinguishing polyester monofilament material that can be used indoors and outdoors. It's provided in black with white tracer for identification, and is rated for continuous operating temp. -103° F to 257° F (-75° C to 125° C). Meets UL 94V-1 Flammability Rating.

Catalog Number System

CAT. NO.	NOMINAL I.D. (IN./MM.)	COLOR	NOMINAL DIAMETER RANGE (IN./MM.)	REEL QUANTITY	STD. PKG. QTY.
S250PT-0	.250/6.35	Black	.125 to .375/3.18 to 9.53	200 ft./60.96m	1
S375PC-0	.375/9.53	Black	.187 to .625/4.75 to 15.88	125 ft./38.10m	1

Color — *Nominal Diameter Range* — *Reel Size* — *Package Quantity*

S = Braided Expandable Wire Sleeving

Materials
- *P = PET (Polyethylene Terephthalate)*
- *F = Flame-retardant P.E.T.*
- *PW = PET hook & loop wraparound sleeving*
- *FW = Flame-retardant P.E.T. hook & loop wraparound sleeving*

Nominal I.D. Equivalents

.125 = ⅛"	.750 = ¾"
.250 = ¼"	1.250 = 1¼"
.375 = ⅜"	1.500 = 1½"
.500 = ½"	1.750 = 1¾"
	2.000 = 2"
	2.500 = 2½"

Braided Expandable Wire Sleeving



Portable convenience!

PET Braided Expandable Wire Sleeving — Mini Spool

STD PKG. CAT. NO.	NOMINAL I.D. IN./MM.	COLOR	NOMINAL DIAMETER RANGE IN./MM.	SPOOL QUANTITY	STD. PKG. QTY.
S250PT-0	.25/6.35	Black	.13 to .38/3.18 to 9.53	200 ft./60.96m	1
S375PC-0	.38/9.53	Black	.19 to .63/4.75 to 15.88	125 ft./38.10m	1
S500PC-0	.50/12.70	Black	.25 to .75/6.35 to 19.05	100 ft./30.48m	1
S750PC-0	.75/19.05	Black	.50 to 1.25/12.70 to 31.75	100 ft./30.48m	1
S1250PL-0	1.25/31.75	Black	.75 to 1.75/19.05 to 44.45	50 ft./15.24m	1

NOTE: Order by spool, not per foot.



Safety first!

Flame-Retardant Braided Expandable Wire Sleeving — Mini Spool

Meets UL94V-1

STD PKG. CAT. NO.	NOMINAL I.D. IN./MM.	COLOR	NOMINAL DIAMETER RANGE IN./MM.	SPOOL QUANTITY	STD. PKG. QTY.
S250FT-0	.25/6.35	Black with White Tracer	.13 to .38/3.18 to 9.53	200 ft./60.96m	1
S500FC-0	.50/12.70	Black with White Tracer	.25 to .75/6.35 to 19.05	100 ft./30.48m	1
S750FC-0	.75/19.05	Black with White Tracer	.50 to 1.25/12.70 to 31.75	100 ft./30.48m	1
S1250FL-0	1.25/31.75	Black with White Tracer	.75 to 1.75/19.05 to 44.45	50 ft./15.24m	1

NOTE: Order by spool, not per foot.



Enables for easy wrapping of existing wire harnesses and cables!

PET Hook and Loop, Wraparound Sleeving — Mini Spool

STD PKG. CAT. NO.	NOMINAL I.D. IN./MM.	COLOR	NOMINAL DIAMETER RANGE IN./MM.	SPOOL QUANTITY	STD. PKG. QTY.
S500PWL-0	.50/12.70	Black	.25 to .75/6.35 to 19.05	50 ft./15.24m	1
S750PWL-0	.75/19.05	Black	.50 to 1.25/12.70 to 31.75	50 ft./15.24m	1
S1250PWL-0	1.25/31.75	Black	.75 to 1.75/19.05 to 44.45	50 ft./15.24m	1
S2000PWL-0	2.00/50.80	Black	1.50 to 3.50/38.10 to 88.90	50 ft./15.24m	1

NOTE: Order by spool, not per foot.

- No tools required to close the sleeving
- Hook and loop material is made of 100% nylon

Convenient for rework without disrupting existing connection!

Flame Retardant Hook and Loop, Wraparound Sleeving — Mini Spool

- Meets UL94V-1

STD PKG. CAT. NO.	NOMINAL I.D. IN./MM.	COLOR	NOMINAL DIAMETER RANGE IN./MM.	SPOOL QUANTITY	STD. PKG. QTY.
S500FWL-0	.50/12.70	Black with White Tracer	.25 to .75/6.35 to 19.05	50 ft./15.24m	1
S750FWL-0	.75/19.05	Black with White Tracer	.50 to 1.25/12.70 to 31.75	50 ft./15.24m	1
S1250FWL-0	1.25/31.75	Black with White Tracer	.75 to 1.75/19.05 to 44.45	50 ft./15.24m	1
S2000FWL-0	2.00/50.80	Black with White Tracer	1.50 to 3.50/38.10 to 88.90	50 ft. /15.24m	1

NOTE: Order by spool, not per foot.

Thomas&Betts
www.tnb.com

United States
Tel: 901.252.8000
800.816.7809
Fax: 901.252.1354

Technical Services
Tel: 888.862.3289

Braided Expandable Wire Sleeving

Buy in bulk and save!

PET Braided Expandable Wire Sleeving — Bulk Reel



BULK PKG. CAT. NO.	NOMINAL I.D. IN./MM.	COLOR	NOMINAL DIAMETER RANGE IN./MM.	REEL QUANTITY	BULK PKG. QTY.
S125PM-0	.125/3.18	Black	.09 to .250/2.39 to 6.35	1,000 ft./304.80m	1
S250PM-0	.25/6.35	Black	.125 to .375/3.18 to 9.53	1,000 ft./304.80m	1
S500PD-0	.50/12.70	Black	.25 to .75/6.35 to 19.05	500 ft./152.40m	1
S750PK-0	.75/19.05	Black	.50 to 1.25/12.70 to 31.75	250 ft./76.20m	1
S1250PK-0	1.25/31.75	Black	.75 to 1.75/19.05 to 44.45	250 ft./76.20m	1
S1500PT-0	1.50/38.10	Black	1.00 to 2.50/25.40 to 63.50	200 ft./60.96m	1
S1750PT-0	1.75/44.45	Black	1.25 to 2.75/31.75 to 59.85	200 ft./60.96m	1
S2000PT-0	2.00/50.80	Black	1.50 to 3.50/38.10 to 88.90	200 ft./60.96m	1
S2500PT-0	2.50/63.50	Black	1.75 to 4.50/44.45 to 114.30	200 ft./60.96m	1

NOTE: Order by reel, not per foot.

Choose from a variety of reel sizes!

Flame-Retardant Braided Expandable Wire Sleeving — Bulk Reel

For other colors, lengths, sizes and materials, please contact Customer Service.



BULK PKG. CAT. NO.	NOMINAL I.D. IN./MM.	COLOR	NOMINAL DIAMETER RANGE IN./MM.	REEL QUANTITY	BULK PKG. QTY.
S125FM-0	.125/3.18	Black with White Tracer	.09 to .250/2.39 to 6.35	1,000 ft./304.80m	1
S250FM-0	.25/6.35	Black with White Tracer	.125 to .375/3.18 to 9.53	1,000 ft./304.80m	1
S375FD-0	.38/9.53	Black with White Tracer	.19 to .63/4.75 to 15.88	500 ft./152.40m	1
S500FD-0	.50/12.70	Black with White Tracer	.25 to .75/6.35 to 19.05	500 ft./152.40m	1
S750FK-0	.75/19.05	Black with White Tracer	.50 to 1.25/12.70 to 31.75	250 ft./76.20m	1
S750FK-9	.75/19.05	White with Black Tracer	.50 to 1.25/12.70 to 31.75	250 ft./76.20m	1
S1250FK-0	1.25/31.75	Black with White Tracer	.75 to 1.75/19.05 to 44.45	250 ft./76.20m	1
S1750FT-0	1.75/44.45	Black with White Tracer	1.25 to 2.75/31.75 to 59.85	200 ft./60.96m	1
S1750FT-9	1.75/44.45	White with Black Tracer	1.25 to 2.75/31.75 to 59.85	200 ft./60.96m	1
S2000FT-0	2.00/50.80	Black with White Tracer	1.50 to 3.50/38.10 to 88.90	200 ft./60.96m	1
S2500FT-0	2.50/63.50	Black with White Tracer	1.75 to 4.50/44.45 to 114.30	200 ft./60.96m	1

NOTE: Order by reel, not per foot.

The right tool for the job!

Sleeving End Cutter/Sealer Tools

It's recommended that the sleeving be cut with a hot knife for a straight cut and to seal the ends, which prevents fraying.

STD. PKG. CAT. NO.	DESCRIPTION	STD PKG.
WTBM	Benchmount End Cutter/Sealer Tool, 110V AC	1

The most comfortable and efficient hand tool available for installing cable ties!

Ty-Rap® Cable Tie Installation Tool

Thomas & Betts set out to develop a high performance and very reliable hand-operated cable tie installation tool. It's ergonomic with more features than any competing tool on the market. This new and improved Ty-Rap® Cable Tie Installation Tool is the result, and it fits the bill in every aspect.

Our engineers carefully considered user comfort and designed this rugged yet lightweight, well-balanced tool to reduce stress, fatigue and the risk of cumulative trauma injury to the hand and wrist. They didn't stop with ergonomics, however. This new tool offers a flush cable tie tail-to-head trim, a longer handle stroke requiring less handle force, higher tension capabilities and much, much more!

NEW!

Designed for Efficiency

- Wide cable-tie insertion gap makes it easier to insert tie into tool
- Tension adjustment wheel on nose offers easy access and quick setting — about five times faster than competing tools!
- Tension-locking mechanism maintains constant tension setting, even when tool is frequently put down and picked up again
- Flush tail-to-head cut-off eliminates sharp cable tie ends that can cut or scratch installers, wires and nearby devices
- Longest stroke length available on the market — a full 1" — means fewer handle-tensioning cycles to save time and lower installation costs

Designed for Comfort

- 360° rotating nose offers maximum flexibility in any position, especially in tight spaces — no twisting of tool required!
- Adjustable grip span adapts to fit large or small hands
- Anti-recoil cut-off mechanism reduces shock and vibration to hand and wrist
- High-low handle travel feature offers lowest handle force with highest tension in any hand-operated cable tie installation tool on the market
- Handles constructed from rugged, lightweight, high-impact polymer in a balanced design with soft, over-molded, round-edged grips for added user comfort

Specifications

- Dimensions: 7" (177mm) L x 5" (127mm) H x 1⅝" (41.3mm) W
- Weight: 9 oz. (255g)

STD. PKG. CAT. NO.	DESCRIPTION	STD. PKG. QTY.
ERG50	Tool for 18–50 lb. (80–222 N.) Cable Ties	1
ERG120	Tool for 50–120 lb. (222–533 N.) Cable Ties	1

Thomas&Betts
www.tnb.com

United States
Tel: 901.252.8000
800.816.7809
Fax: 901.252.1354

Technical Services
Tel: 888.862.3289

Boost productivity and reduce user fatigue in demanding, high-volume cable tie installations!

Ty-Rap® Pneumatic Cable Tie Installation Tool

For fast, consistent installation of cable ties in high-volume applications, you can't beat the new Ty-Rap® Pneumatic Cable Tie Installation Tool. Pneumatic power combined with a balanced, ergonomic design enables you to tension and trim large quantities of Ty-Rap® cable ties in rapid succession with accuracy and one-button ease.

- Easy, one-step tensioning and cut-off of cable ties
- Narrow nose rotates 360˚ to maneuver in tight spaces
- Easy-access tension-adjustment wheel at nose with locking mechanism for repetitive-tension work
- Spare cutting blade storage in handle
- Cuts tail off flush — no sharp ends to injure installers or damage cables
- Holds tails captive until ejected by operator — no mess to clean up
- Soft, over-molded grip with over-sized trigger
- Wide cable-tie insertion gap — no fumbling to insert tie

Specifications

- Dimensions: 10"L x 6¼"H x 1⅝"D
- Weight: 14 oz.
- Operating Pressure: 85–100 psi (non-lubricated air)
- Cable Tie Tensile-Strength Range: 18–50 lbs.

NEW!

CAT. NO.	DESCRIPTION	STD. PKG. QTY.
ERG50P	Pneumatic Cable Tie Installation Tool for 18–50 lb. Ties (includes 9-ft. air hose)	1

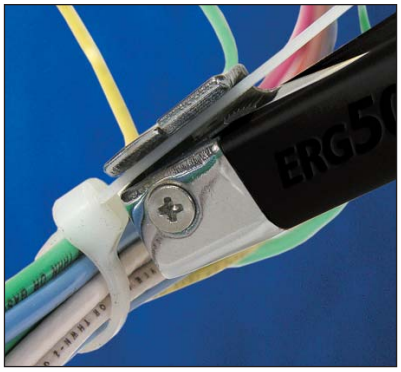

Tightens cable tie and cuts flush in one step



360° rotating nose for maximum flexibility

Narrow-shaped nose for easy reach in tight spaces

United States
Tel: 901.252.8000
800.816.7809
Fax: 901.252.1354

Technical Services
Tel: 888.862.3289

Thomas&Betts
www.tnb.com

Ty-Rap®

Ty-Rap® Cable Installation Tools

Lightweight. Economical. Durable.
Perfect for spot-tying!

Ty-Rap® Cable Tie Installation Tool — Light Duty

- Installs Ty-Rap cable ties up to .301" wide by .080" thick
- Designed for use by both left- and right-handed operators
- Lightweight, high-impact polymer and steel components

They cinch up the tie with a squeeze action, and cut away the excess tail when twisted 180°. A specially designed pawl cuts away the tail if the tension limit is exceeded, thereby preventing the cable tie from being over-tightened.

STD. PKG. CAT. NO.	DESCRIPTION	TIE BODY WIDTH IN./MM.	STD. PKG. QTY.
WT1-TB	Cable Tie Installation Tool, 18–50 lbs.(80–222.4 N)	.09–.18/2.39–4.67	1
WT2-TB	Cable Tie Installation Tool, 50–120 lbs.(222.4–533.8N)	.18–.301/4.67–7.65	1

Cuts tail off — flush.

Ty-Rap® Cable Ties Installation Tool — Metallic



- Installs Ty-Rap® cable ties
- Rugged metallic construction
- Pistol-grip installation tool
- Easy tension adjustment
- Tensions and cuts tie tail off flush

STD. PKG. CAT. NO.	DESCRIPTION	TIE BODY WIDTH IN./MM.	STD. PKG. QTY.
WT193A	Cable Tie Installation Tool, 18–50 lbs. (80-222.4N)	.09–.18/2.39–4.67	1

Get the job done right!

Ty-Rap® Heavy-Duty Installation Tool — Stainless Steel

- Installs Ty-Rap® stainless steel cable ties
- Rugged stainless steel construction
- Pistol-type installation tool
- Adjustable tension settings

STD. PKG. CAT. NO.	DESCRIPTION	TIE BODY WIDTH IN./MM.	STD. PKG. QTY.
DAS250	Stainless Steel Installation Tool	Up to .31/7.87	1

Easy tension adjustment!

Ty-Rap Heavy-Duty Installation Tool — Mil Spec Approved

- Installs Ty-Rap® cable ties
- Rugged metallic construction
- Pistol-grip installation tool
- Tensions and cut cable tie tail off flush

STD. PKG. CAT. NO.	DESCRIPTION	TIE BODY WIDTH IN./MM.	STD. PKG. QTY.
WT199	Installation Tool, 18–50 lbs. (80–222.4N)	.09–.18/2.39–4.67	1
WT197	Installation Tool, 50–120 lbs. (222.4–533.8N)	.18–.30/4.67–7.65	1

** Mil Spec Approved (WT199 — MS90387-1, WT197 — MS90387-2;)*

Makes tie installation easy!

Ty-Rap® Installation Tool — Deltec & Stainless Steel

WT3D

- Installs both self-locking Ty-Rap® cable ties and lashing ties

WT3S

- Installs stainless steel ties

STD. PKG. CAT. NO.	DESCRIPTION	TIE BODY WIDTH IN./MM.	STD. PKG. QTY.
WT3D	Deltec Installation Tool	.18–.50/4.67–12.70	1
WT3S	Stainless Steel Installation Tool	up to .50/12.70	1

NOTE: *Tensions only*

Thomas&Betts
www.tnb.com

United States
Tel: 901.252.8000
800.816.7809
Fax: 901.252.1354

Technical Services
Tel: 888.862.3289

Tail twists right off — no tools needed!

Catamount® Twist Tail™ Cable Tie

NEW!

- Unique design for quick, easy, tool-less installation
- After installing, remove excess tail with a simple "bend, bend again and twist" motion
- Tail breaks off neat and clean – no sharp edges to damage hands or cables
- Ideal for limited-space installations where you can't fit a cut-off tool
- Suitable for any general-purpose cable tie application
- Available in white or UV resistant black 6.6 nylon

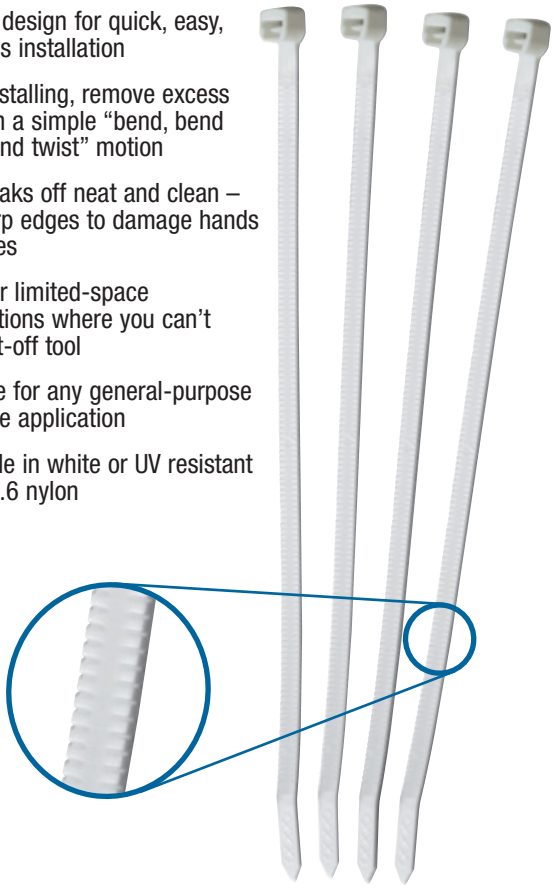

For fast and easy installation, you can't beat the Catamount® Twist Tail™ Cable Tie. After you secure the Twist Tail™ tie around a bundle of cables, simply grasp the excess tail between your thumb and forefinger, bend, bend in the other direction and twist. The tail breaks right off, leaving no sharp edges to scratch your hands or your cables. The Twist Tail cable tie makes tail removal easy with its unique design but still provides a full 50 lbs. minimum loop tensile strength — perfect for any general-purpose cable tie application.

CAT. NO.	LENGTH (IN.)	MIN. TENSILE STRENGTH (LBS.)	COLOR	STD. QTY.
TT-7-50-9-C	7	50	White	100
TT-7-50-0-C	7	50	Black	100
TT-11-50-9-C	11	50	White	100
TT-11-50-0-C	11	50	Black	100
TT-14-50-9-C	14	50	White	100
TT-14-50-0-C	14	50	Black	100



Catamount® Cable Ties

Catamount® Ties and Terminals fit the needs of general-purpose fastening and wire terminations. Installers quickly discover that Catamount products offer durable and value-priced cable bundling for a variety of commercial and residential construction applications. Electricians can also take advantage of other benefits in stocking Catamount products in their toolboxes, such as more terminals per bag in most popular sizes than leading comparable brands.

Catamount Ties and Terminals are offered in a wide range of sizes, styles and colors and meet listing requirements for most electrical termination and fastening projects. A choice of matching tools are also offered to provide quick and reliable installations.

Standard — Series 50

CAT. NO.	LENGTH (IN.)	MAX. BUNDLE DIA.	COLOR	STD. QTY.
L-5-50-9-C	5.5	1	Natural	100
L-5-50-0-C	5.5	1	Black	100
L-7-50-0-C	7.5	1¾	Natural	100
L-7-50-0-C	7.5	1¾	Black	100
L-11-50-9-C	11.1	3	Natural	100
L-11-50-0-C	11.1	3	Black	100
L-14-50-9-C	14.1	4	Natural	100
L-14-50-0-C	14.1	4	Black	100

Bulk packages available. Contact Customer Service.

Use QC-100, L-200, L-400-C or ERG-50 Installation Tools

Miniature — Series 18

CAT. NO.	LENGTH (IN.)	MAX. BUNDLE DIA.	COLOR	STD. QTY.
L-4-18-9-C	4.0	⅝	Natural	100
L-4-18-0-C	4.0	⅝	Black	100
L-6-18-9-C	6.4	1½	Natural	100
L-6-18-0-C	6.4	1½	Black	100
L-8-18-9-C	8.0	2	Natural	100
L-8-18-0-C	8.0	2	Black	100

Bulk packages available. Contact Customer Service.

Use QC-100, L-200, L-400-C or ERG-50 Installation Tools

Heavy-Duty — Series 120

CAT. NO.	LENGTH (IN.)	MAX. BUNDLE DIA.	COLOR	STD. QTY.
L-8-120-9-C	8.0	2	Natural	100
L-8-120-0-C	8.0	2	Black	100
L-11-120-9-C	11.1	3	Natural	100
L-11-120-0-C	11.1	3	Black	100
L-14-120-9-C	14.2	4	Natural	100
L-14-120-0-C	14.2	4	Black	100
L-18-120-9-L	18.0	4⅞	Natural	50
L-18-120-0-L	18.0	4⅞	Black	50
L-24-120-9-L	24.2	7	Natural	50
L-24-120-0-L	24.2	7	Black	50
L-28-120-9-L	28.0	8	Natural	50
L-28-120-0-L	28.0	8	Black	50

Use L-300C or ERG-120 Installation Tool

Intermediate — Series 30

CAT. NO.	LENGTH (IN.)	MAX. BUNDLE DIA.	COLOR	STD. QTY.
L-5-30-9-C	5.6	1¼	Natural	100
L-5-30-0-C	5.6	1¼	Black	100
L-8-40-9-C	8.5	2	Natural	100
L-8-40-0-C	8.5	2	Black	100
L-11-40-9-C	11.5	3	Natural	100
L-11-40-0-C	11.5	3	Black	100
L-14-40-9-C	14.5	4	Natural	100
L-14-40-0-C	14.5	4	Black	100

Bulk packages available. Contact Customer Service.

Use QC-100, L-200, L-400-C or ERG-50 Installation Tools

Extra Heavy-Duty — Series 175

CAT. NO.	LENGTH (IN.)	MAX. BUNDLE DIA.	COLOR	STD. QTY.
L-24-175-9-L	24.0	7.2	Natural	50
L-24-175-0-L	24.0	7.2	Black	50
L-34-175-9-L	34.0	10	Natural	50
L-36-175-9-L	36.0	10¾	Natural	50
L-36-175-0-L	36.0	10¾	Black	50
L-41-175-9-L	41.0	12	Natural	50
L-41-175-0-L	41.0	12	Black	50
L-48-175-9-L	48.0	15	Natural	50
L-48-175-0-L	48.0	15	Black	50

Use L-300C Installation Tool

Sample Catalog Order:

Length — Color

L 4 18 9 C

Tensile Strength — Quantity

4" Length, 18-lb. Tensile Strength, Natural Color, 100-Pack Quantity

Color Table

0 – Black (UV Resistant)
1 – Brown
2 – Red
3 – Orange
4 – Yellow
5 – Green
6 – Blue
7 – Purple
8 – Gray
9 – Natural
11 – Fluorescent Pink
16 – Fluorescent Orange
17 – Fluorescent Yellow
18 – Fluorescent Green
20 – Fluorescent Blue

Thomas&Betts
www.tnb.com

United States
Tel: 901.252.8000
800.816.7809
Fax: 901.252.1354

Technical Services
Tel: 888.862.3289

Catamount® Cable Ties

Releasable Ties

CAT. NO.	LENGTH (IN.)	MAX. BUNDLE DIA.	COLOR	STD. QTY.
L-5-50R-9-C	5.9	¼	Natural	100
L-5-50R-0-C	5.9	¼	Black	100
L-8-50R-9-C	7.8	2	Natural	100
L-8-50R-0-C	7.8	2	Black	100
L-10-50R-9-C	11.265	3	Natural	100
L-10-50R-0-C	11.265	3	Black	100

Bulk packages available. Contact Customer Service. Push button release.

Mounting Head Ties

CAT. NO.	LENGTH (IN.)	MAX. BUNDLE DIA.	WIDTH (IN.)	MIN. LOOP TENSILE	MOUNTING HEAD SCREW SIZE	COLOR	STD. QTY.
L-5-30MH-9-C	5.85	1¼	.140	30	No. 8	Natural	100
L-5-30MH-0-C	5.85	1¼	.140	30	No. 8	Black	100
L-7-50MH-9-C	7.5	1¾	.185	30	No. 10	Natural	100
L-7-50MH-0-C	7.5	1¾	.185	30	No. 10	Black	100
L-11-50MH-9-C	11.1	3	.187	50	No. 10	Natural	100
L-11-50MH-0-C	11.1	3	.187	50	No. 10	Black	100
L-14-50MH-9-C	14.5	4	.187	50	No. 10	Natural	100
L-14-50MH-0-C	14.5	4	.187	50	No. 10	Black	100
L-14-120MH-9-C	14.85	4	.300	120	¼"	Natural	100
L-14-120MH-0-C	14.85	4	.300	120	¼"	Black	100

Bulk packages available. Contact Customer Service. Use QC-100, L-200, L-400-C, ERG-120 or ERG-50 Installation Tool

Push Mount Cable Ties

CAT. NO.	LENGTH (IN.)	MOUNTING HOLE	MAX. PANEL THICKNESS	MAX. BUNDLE DIA.	COLOR	STD. QTY.
L-5-50PM-9-C	5.8	.250	.105	1	Natural	100
L-5-50PM-0-C	5.8	.250	.105	1	Black	100
L-7-50PM-9-C	8.2	.250	.105	1¾	Natural	100
L-7-50PM-0-C	8.2	.250	.105	1¾	Black	100

Bulk packages available. Contact Customer Service.

Use QC-100, L-200, L-400-C Installation Tool

Black shown

Releasable Push Mount Cable Ties

CAT. NO.	LENGTH (IN.)	MOUNTING HOLE	MAX. PANEL THICKNESS	MAX. BUNDLE DIA.	COLOR	STD. QTY.
L-5-50PMR-9-C	5.8	.250	.105	1	Natural	100
L-5-50PMR-0-C	5.8	.250	.105	1	Black	100
L-7-50PMR-9-C	8.2	.250	.105	1¾	Natural	100
L-7-50PMR-0-C	8.2	.250	.105	1¾	Black	100

Bulk packages available. Contact Customer Service.

Use QC-100, L-200, L-400-C Installation Tool



Identification Tags

CAT. NO.	WIDTH (IN.)	HEIGHT (IN.)	SLOT HEIGHT (IN.)	SLOT WIDTH (IN.)	COLOR	STD. QTY.
IDNY-1500-9-M	1.500	.745	.090	.200	Natural	1,000
IDNY-2000-9-M	2.000	.745	.113	.336	Natural	1,000

Identification Ties

CAT. NO.	LENGTH (IN.)	MAX. BUNDLE DIA.	COLOR	STD. QTY.
L-7-50ID-9-C	7.875	1¾	Natural	100
L-4-18ID-9-C	4.0	¾	Natural	100

Bulk packages available. Contact Customer Service.

Use QC-100, L-200 or L-400-C Installation Tool

Catamount® Cable Tie Assortment Packages

- Natural nylon or black weather-resistant nylon
- Reusable jar
- Easily merchandised
- Great value
- Two size combinations and quantities



90650 and 90650-IUV

Cable Tie Assortments — Natural Nylon

CAT. NO.	CONTENTS	QTY.	BAGS/CASE
CAT-711	L-7-50-9-C	100	25
	L-11-50-9-C	50	
CAT-4811	L-4-18-9-C	100	35
	L-8-40-9-C	100	
	L-11-50-9-C	50	
CAT-5811	L-5-30-9-C	200	35
	L-8-40-9-C	200	
	L-11-50-9-C	50	

For UV Black assortments, add -B to Catalog Number.

Cable Tie Jar

CAT. NO.	LENGTH (IN.)	WIDTH	MAX. BUNDLE (IN.)	TENSILE STRENGTH	MATERIAL	JAR QTY.
90457-I	4	.100	⅝ (.625)	18#		200
	5.6	.130	1¼ (1.25)	30#	Natural Nylon	100
	7.5	.187	1¾ (1.75)	50#		200
90457-IUV	4	.100	⅝ (.625)	18#	Black Weather-	200
	5.6	.130	1¼ (1.25)	30#	Resistant	100
	7.5	.187	1¾ (1.75)	50#	Nylon	200
90650-I	4	.100	⅝ (.625)	18#		300
	7.5	.187	1¾ (1.75)	50#	Natural Nylon	300
	11.1	.187	3	50#		50
90650-IUV	4	.100	⅝ (.625)	18#	Black Weather-	300
	7.5	.187	1¾ (1.75)	50#	Resistant	300
	11.1	.187	3	50#	Nylon	50

Cable Tie Mounting Bases

- ¾" and 1⅛" mounts for use with 18# through 50# tensile cable ties
- Supplied on rubber-based or acrylic closed cell foam adhesive or with no adhesive for #6 screw mount applications
- Available in 6.6 Natural Nylon and 6.6 Black Nylon
- UL® Flammability 94 V-2 (clip)

CAT. NO.	MOUNT METHOD	COLOR
¾" Class		
MPNY-750-9-C	Synthetic Rubber Adhesive	Natural
MPNY-750-0-C	Synthetic Rubber Adhesive	Black
MPNY-750A-9-C	Acrylic Adhesive	Natural
MPNY-750A-0-C	Acrylic Adhesive	Black
MPNY-750S-9-C	#6 Screw	Natural
MPNY-750S-0-C	#6 Screw	Black
1" Class		
MPNY-1000-9-C	Synthetic Rubber Adhesive	Natural Nylon
MPNY-1000-0-C	Synthetic Rubber Adhesive	Black Nylon
MPNY-1000A-9-C	Acrylic Adhesive	Natural Nylon
MPNY-1000A-0-C	Acrylic Adhesive	Black Nylon
MPNY-1000S-9-C	#6 Screw	Natural Nylon
MPNY-1000S-0-C	#6 Screw	Black Nylon

For use with 18–50 lb. Cable Ties

- *Mounting Surface should be cleaned with alcohol based (IPA) cleaner before application*
- *Acrylic Based may be repositioned initially. Allow 24–72 hours setup for maximum performance with Acrylic Based adhesives*
- *For Rubber Based, allow 15 minutes setup for maximum performance*

Thomas&Betts
www.tnb.com

United States
Tel: 901.252.8000
800.816.7809
Fax: 901.252.1354

Technical Services
Tel: 888.862.3289